



DukeMed AlumniNews

FALL 2011

Research that Makes a Difference in the World

Third-year medical students pursue innovations in clinical care, basic science, and global health.



Message from the Dean

"Knowledge in the service of society" is the signature theme of the Duke University strategic plan, "Making a Difference," developed five years ago. This theme, of course, is developed in many different ways across Duke.

In this issue, you will read how three of our medical students have used their research year to realize knowledge in the service of society. A wonderful aspect of our curriculum is that each student's third year is unique—an opportunity to pursue knowledge in an area that has particular, personal importance to him or her. Fueled by our students' passion to improve human health, the third-year experience truly can make a difference.

You will read about a student who melded the business savvy that he acquired in the Fuqua Health Sector Management program with a strong desire to improve health care in his native country, and ended up founding a company that will develop

cell phone applications for health workers in rural areas. Another student has had a part in developing a new technology that may make it easier to distinguish breast cancers from benign lesions—something she may rely upon someday in her future career as a surgeon. A third student used his third year to delve deeply into biochemical questions that

had fascinated him since college. All exciting stories, and even more impressive when you consider that a random pick of three other third year students would yield three more examples of how our future Duke Doctors combine creativity and brilliance to move medicine forward.

We also celebrate the achievements of several very distinguished alumni, who will be honored this fall with Medical Alumni Association Awards. They, too, demonstrate the diversity of accomplishment that makes me so proud of our school. I hope you will join us in October to re-connect with old friends and see our magnificent new Learning Center rising up in the middle of campus.



Nancy C. Andrews, MD, PhD
Dean, Duke University School of Medicine
Vice Chancellor, Academic Affairs
Professor, Pediatrics
Professor, Pharmacology and Cancer Biology



DukeMed Alumni News

is published two times a year by the Duke Medical Alumni Association. Issues are available online at

medalum.duke.edu.

Your comments, ideas, and letters to the editor are welcome.

Please contact us at:

DukeMed Alumni News

512 S. Mangum St., Suite 400

Durham, NC 27701-3973

e-mail: dukemed@mc.duke.edu

Jenny Jones

Director

Alumni Affairs

Editor

Marty Fisher

Contributing Writers

Bernadette Gillis, Catherine Clabby,

Jim Rogalski

Graphic Designer

David Pickel

Photography

Duke Photography

Jared Lazarus

David Pickel

Jim Rogalski

Produced by the Office of Marketing and Creative Services.

Copyright Duke University

Health System, 2011.

MCOC-8955



Victor J. Dzau, MD

Chancellor for Health Affairs, Duke University
President and Chief Executive Officer,
Duke University Health System

Nancy Andrews, MD, PhD

Dean, Duke University School of Medicine
Vice Chancellor for Academic Affairs,
Duke University

Edward G. Buckley, MD

Banks Anderson, Sr. Professor
of Ophthalmology
Professor of Pediatrics
Vice Dean for Medical Education
Duke University School of Medicine

Michael Cuffe, MD, MBA

Vice President for Medical Affairs,
Duke University Health System
Vice Dean for Medical Affairs,
Duke University School of Medicine

Scott Gibson

Executive Vice Dean for Administration,
Duke University School of Medicine

Augustus Grant, MD, PhD

Professor of Medicine
Vice Dean for Faculty Enrichment,
Duke University School of Medicine

Sally Kornbluth, PhD

Vice Dean for Research,
Duke University School of Medicine

Billy Newton

Vice Dean for Finance and Resource Planning,
Duke University School of Medicine

IN BRIEF

- 02 Students recognized at AOA Day
- 02 Duke Hospital moves up to #9
- 03 Best teachers win Golden Apples
- 04 Medical Alumni Weekend plans



▲ Third-year research seeks to improve global health strategies, breast cancer detection, and molecular cancer therapy

FEATURES

- 23 Class Notes
- 25 Wohl goes to N.C. prisons to prevent and treat HIV/AIDS
- 26 House Staff Notes
- 28 Obituaries

▼ Clements and Co. build a clinic in Honduras



◀ Medical Alumni Association honors Wilson, Cohen, Eyster, Shore, Safrit, Bowen, and Snyderman

MEDICAL ALUMNI ASSOCIATION HONOREES

11

U.S. News & WORLD REPORT
America's Best HOSPITALS 2012

APPROXIMATE VOLUME

AOA Day Highlights the Best in Third-Year Research

After devoting nearly a year to scholarly research, third-year students got to display the fruits of their labor at this year's Medical Student Research Day in August.

Four students' poster and platform presentations earned top honors during the event, also called AOA Day. **Benjamin Macadangdang, E'07, MSIII**, earned Best Science Research Poster Presentation; **Chris Manz, T'05, MSIV**, Best Clinical Research Platform Presentation; **James Friedman, T'08, MSIII**, Best Clinical Research Poster Presentation; and **Chikoti Mibenge, MSIV**, Best Basic Science Research Platform Presentation.

A special award, the Palumbo Family Medical Scholarship, was presented to **Edward Ruane Jr., MSIV**. The scholarship is awarded each year to a third-year medical student who is elected to *Alpha Omega Alpha* (AOA) and is certified as having financial need. A selection committee chooses the recipient on AOA Day. Selection is based on merit, which includes an evaluation of the student's performance during the research day presentations.

The scholarship will cover Ruane's tuition for his fourth year at Duke. A native of Pittsburgh, Pa., Ruane says receiving the scholarship was "overwhelming and a tremendous honor. I've had a phenomenal experience here at Duke, but the



Edward Ruane Jr., Benjamin Macadangdang, Chikoti Mibenge, James Friedman, and Chris Manz were recognized at AOA Day.

cost of medical school is not trivial. (The scholarship) will really help me pursue my goals."

Ruane hopes to become a pediatric plastic and craniofacial surgeon. He spent his third year of medical school researching a particular type of bladder cancer with **Gerard Globe, PhD'94, MD'95**, associate professor of medicine and associate professor in pharmacology and cancer biology at Duke. The title of Ruane's research is "Loss of the type III TGF-receptor in transitional cell carcinoma: Role in collective cell migration."

AOA Day also featured speaker Michael Haglund, MD, PhD, Duke professor of surgery, neurobiology, and global health. Haglund shared with students his efforts to improve neurosurgical care in Uganda through the Duke Global Health PLUS program and the Uganda East African Training Program.

"I've had a phenomenal experience here at Duke, but the cost of medical school is not trivial. (The scholarship) will really help me pursue my goals."

Edward Ruane Jr.

geriatrics and pulmonology	5	▲+2
orthopedics	6	same as last year
cardiology and heart surgery	7	▲+2
ophthalmology	7	same as last year
neurology and neurosurgery	8	▲+3
kidney disorders	9	▲+3
cancer	11	▲+1
rheumatology	12	same as last year

Duke Ranked 9 by U.S. News

Duke University Hospital has moved up one point in the 2011-2012 *U.S. News & World Report* ranking of America's Best Hospitals. We are now ranked 9th nationally, and designated as an elite Honor Roll hospital by scoring at least six specialties as top performers. The specialties ranked included: geriatrics and pulmonology (5), orthopedics (6), cardiology and heart surgery (7), ophthalmology (7), neurology and neurosurgery (8), kidney disorders (9), cancer (11), rheumatology (12), gastroenterology (13), psychiatry (16), diabetes and endocrinology (26), and ear, nose, and throat (27). Duke has ranked in the top 10 for 22 consecutive years.

White Coat Ceremony Includes New Orientation for Families

More than 400 students, faculty, and families attended the White Coat Ceremony in the Bryan Student Center in August. This year, prior to the ceremony, students and faculty mixed things up a bit by presenting a special Medical Families Orientation, in which families learned more about the medical school experience, support services, and financial planning at Duke. Later, students broke up into groups according to advisory deans and presented their own medical oaths that they wrote prior to the ceremony. At right, one group cheers each other on while presenting an oath based on the letters in HIPPOCRATIC, where T stands for "Teamwork."



From left, first-year students Shakira Sanchez-Collins, Qinyun "Quinn" Wang, and Xiaowen "Wendy" Wang

Best Teachers Receive Golden Apple Awards

Three outstanding teachers have been chosen by Duke medical students to receive the Golden Apple Award for 2011.

BASIC SCIENCE TEACHING AWARD

Matthew Velkey, PhD, is an assistant professor of the practice of medical education in the Department of Cell Biology and the Department of Physical Therapy. He lectures on medical embryology and graduate-level developmental biology. Velkey has been at Duke for one year, having come from the University of Michigan Medical School (UMMS). He holds a PhD in cell and developmental biology from UMMS and a master's of science in anatomy from the University of Mississippi Medical Center. He also received a BA in English and a BS in biology, both *summa cum laude*, from Millsaps College. He has won several awards for teaching, including the Kaiser Permanente Award for Excellence in Pre-clinical Teaching and the Provost's Teaching Innovation Prize, both from the University of Michigan Medical School.



CLINICAL FACULTY AWARD

Mitchell Cox, MD, is an assistant professor in the Division of Vascular Surgery at Duke. He maintains a busy clinical practice while teaching and training Duke medical students and Duke hospital residents. He came to Duke from Walter Reed Army Medical Center, having spent 13 years in the U.S. Air Force. He completed two deployments in central Iraq, where he worked in a combat

support hospital. He holds an MD from Case Western Reserve University School of Medicine and completed a general surgery residency in the combined military-civilian program at Wright State University and Wright-Patterson Air Force Base in Dayton, Ohio, and a fellowship in vascular surgery at Baylor College of Medicine.



HOUSE STAFF AWARD

John "Jack" Haney, MPH, MD'04, HS'04-current, is completing a fellowship in cardiothoracic surgery at Duke and anticipates finishing in 2014. He is a three-time recipient of the Golden Apple award and a three-time recipient of the Department of Surgery's Golden Appleseed Award. He says he loves teaching and surgery, and tries to convey his enthusiasm to the medical students he teaches. He received an undergraduate degree *summa cum laude* in biology and economics from Williams College and an MPH from Boston University in 2000. He is a 2004 graduate of Duke University School of Medicine and completed a general surgery residency at Duke in 2011.





When alumni return to Duke University School of Medicine for **Medical Alumni Weekend, October 20-23, 2011**, they'll find a medical campus being transformed. The Duke Cancer Center building is nearing completion, and construction is under way on the Duke Medicine Pavilion, scheduled to open in late 2013. Soon, work will begin on a large Oval Courtyard connecting all of the inpatient and outpatient medical buildings and the School of Nursing. Rising at the heart of the new campus is the School of Medicine Learning Center, the first new home for medical education since the Davison Building opened in 1930. Alumni will have the opportunity to see the new construction firsthand during Saturday tours.

Class dinners will take place Saturday night at a variety of locations. Special activities are planned for Half Century Society members and the 50th Reunion Class of 1961.

For a complete schedule and more information about Medical Alumni Weekend 2011, please visit **medalum.duke.edu**.

THURSDAY, OCTOBER 20

6:30 PM

Davison Club Celebration

The Pavilions at the Angus Barn
An invitation-only event for current members of the Davison Club and guests

Hosted by **Rick Sarnar, T'79, MD'83**, Davison Club President, and Dean **Nancy C. Andrews, MD, PhD**

FRIDAY, OCTOBER 21

8:00 AM – 9:00 AM

Medicine Grand Rounds:

The Eugene A. Stead Jr., MD Lecture
Room 2002 Duke Hospital
John R. Feussner, MD, MPH, HS'73-'78, Chairman, Department of Medicine, Medical University of South Carolina
Continental breakfast at 7:30

DUKE Medical Alumni Weekend

October 20-23, 2011

3:00 PM – 4:00 PM

The School of Medicine Learning Center:

A Virtual Tour

Washington Duke Inn,
Ambassador Ballroom

6:30 PM

Medical Alumni Association Dinner and Awards Ceremony

Washington Duke Inn,
Presidents I & II
See article on page 11.

SATURDAY, OCTOBER 22

10:00 AM – 11:30 AM

Breakfast with Dean Nancy

C. Andrews, MD, PhD
Washington Duke Inn,
Ambassador Allen
By invitation only

Time TBA

Barbecue and Microbrew

Tailgate Party

Under the tent at Blue Devil Alley (Krzyzewski-ville)

Football Game – Wake Forest vs. Duke
Wallace Wade Stadium

2:00 PM – 3:30 PM

Afternoon Tours

Duke University Lemur Center
Walking Tour of Duke Medical
Campus Transformation
Bus Tour of Duke University and
Medical Center Campuses

5:00 PM

Half Century Society Induction Ceremony

Washington Duke Inn,
Ambassador Duke Ballroom
*For the Class of 1961 and the
Half Century Society*
Hosted by Dean Nancy C.
Andrews, MD, PhD and
Robert Green, T'56, MD'60,
chair, Half Century Society

Class Dinners



MAKING A DIFFERENCE THROUGH RESEARCH

WHILE STILL IN MEDICAL SCHOOL

Duke University School of Medicine's curriculum is unlike any other.

After studying core basic sciences in their first year and pursuing core clinical clerkships in their second, students devote the third year of medical school to research. By the time they graduate, most students have published their findings in peer-reviewed scholarly journals. For the many graduates who pursue basic or clinical research, it's a jump start on a career in academic medicine. For others, it's a way of incorporating science into medical practice or learning to ask the questions that can lead to creative solutions in health and medicine. In any case, it's a chance for students to make a difference while learning.

Each year, during Medical Student Research Day, Duke medical students present the results of their third-year research projects. Most detail their findings with poster presentations, but some are selected to give brief talks. Below are descriptions of the efforts of three students who presented their projects to fellow doctors in training, faculty, and others in August.

BY CATHERINE CLABBY

COMMON TOOLS FOR COMMON PROBLEMS


Lanre Jimoh dreams of becoming a doctor who makes a difference in his homeland of Nigeria—but not by treating one patient at a time. Instead, Jimoh wants to help construct a better health system for the entire country.

The son of a nationally prominent businessman, Jimoh picked medicine as a career in grade school, after he watched physicians help his mother recover from typhoid fever. In 2002, he traveled to the United States with a plan: Do extremely well as an undergraduate at the University of West Georgia and gain entry to a top-ranked American medical school.

At Duke, Jimoh signed up for the MD-MBA degree program sponsored jointly by the School of Medicine and the Fuqua School of Business. After two years of medical school, he spent a year in business school, followed by another year of dual enrollment in medicine and business. During a health technology class, the idea struck him for a scholarly research project. Jimoh took an extra year to complete the 10-month research project in Nigeria.

On visits home, he had observed rapid growth in cell phone use. By 2009, not just wealthy people carried them. Maids and drivers—even street hawkers—did too. Jimoh concluded

PHOTOS BY JARED LAZARUS



"THERE'S PROMISE IN USING COMMON TOOLS TO SOLVE COMMON PROBLEMS."

LANRE JIMOH



that the technology could help improve medical care in Nigeria, particularly in its extensive rural regions, where access to physicians and medical facilities can be extremely limited.

"There's promise in using common tools to solve common problems," Jimoh says.

He talked with Kevin Schulman, MD, a physician and professor of medicine and business administration at Duke. Schulman pushed Jimoh to develop a relevant research question regarding his idea.

After conferring with Nigeria's minister of state for health, **Muhammad Ali Pate, MBA'06**, who is a Fuqua alumnus, Jimoh began a collaboration with his country's National Primary Health Care Development Agency, which Pate was heading at the time. Together, they set out to quantify health workers' attitudes about mobile technology, whose use the agency had plans to expand. They randomly surveyed 200 midwives and community health extension workers, equivalents to U.S. nursing assistants. Both are vital primary care providers in the country's rural states.

Among other things, the survey found that older workers were more enthusiastic than younger workers about the technology's potential to help them on the job, which was a surprise. Midwives most wanted decision-making assistance tools to help guide patient treatment. The extension workers most wanted data repositories they could visit to learn about a range of health problems. Neither ranked collecting data for external reporting to the government as a top need, even though that was a leading government goal. Such insights, Jimoh hopes, could help Nigeria and other developing countries roll out electronic tools among health workers more effectively.

Jimoh's father, Bayo, runs Odua Investment Ltd., which has stakes in multiple core business sectors in Nigeria,

"IT'S A GREAT EXPERIENCE TO BE ON THE GROUND FLOOR OF A NEW IMAGING MODALITY."

EMILY MCCRACKEN

including telecommunications, power generation, and real estate. The younger Jimoh sees business as a key player in expanding the health infrastructure in Nigeria. He has founded a technology company, Cistematix Ltd., which is developing phone applications that run on cell phones for health workers. A demo is loaded onto a phone he carries in Duke Hospital.

Jimoh's research shows the importance of learning more about a workforce before attempting to put electronic devices into its hands, Schulman says. On top of that, he says, Jimoh is developing needed technology to get that job done.

All that work took great passion, Schulman says, adding: "He brings it to everything he does."

PREVENTING UNNECESSARY BREAST BIOPSIES

The granddaughter and daughter of Duke-trained physicians, Emily McCracken entered medical school with certain expectations about what a career as a doctor promises.

"You can spend the rest of your life learning. You never stop," the Durham native says. "Your field changes and you can contribute to the changes, with research."

During her third year, McCracken pursued such research with Martin Tornai, PhD, an associate professor of radiology and biomedical engineering who directs the Multi-Modality Imaging Laboratory.

Tornai's team has developed a hybrid breast-imaging instrument that, one day, might prevent unnecessary breast biopsies among women suspected of having cancer. Four out of five of those invasive procedures are negative for cancer. The screening may also be able to monitor women who are getting or have finished getting cancer treatments.

The new instrument combines single photon emission computed tomography (SPECT) with x-ray computed



tomography (CT) to detect malignancy. Similar technology already is used for imaging irregularities in parathyroid and heart tissue. But the experimental device in Tornai's lab is the only system like it in the world, so far, that combines moving SPECT and CT cameras for breast imaging.

The SPECT component records signals from radioactive tracers in dye that patients are injected with before screenings; the CT scans pinpoint where those tracers are visible. The signals are strongest in tissue that is more metabolically active, a sign that quick-dividing cancer cells are present.

When McCracken met Tornai, he was ready to try to answer a fundamental question about his new instrument. He wanted measurements of the signals generated in women with healthy breast tissue, a baseline required to calibrate the device for clinical use.

The challenge appealed to the organized and detail-oriented McCracken, who during her clinical rotations concluded that she wants to be a surgeon. (She starts a surgery sub-internship at Washington University in St. Louis in December.) Also appealing was the chance to see a bit of the future in radiology, a field she expects she'll always collaborate with.

"It's a great experience to be on the ground floor of a new imaging modality," says McCracken, whose late grandfather, **Joseph, T'34, MD'38**, was a general practitioner in Durham and whose father, **J. Stuart, MD'76, HS'78-'81**, still practices ophthalmology in town today.

First, McCracken developed a proposal for Duke's Institutional Review Board (IRB) asking for permission to screen patients. She and Tornai used a tidy argument seeking IRB approval. Their subjects wouldn't expose women to excessive radiation, since the women

they planned to recruit were already undergoing SPECT screening at Duke for signs of parathyroid disease. It just so happened that those patients had breaks of an hour and a half between two imaging sessions in the nuclear medicine department at Duke University Hospital.

After winning the IRB's blessing, they needed to get patients to a specially fitted table in Tornai's ground-floor laboratory located off Research Drive. McCracken did that by recruiting clinic patients. Once the women agreed, McCracken escorted them to Tornai's lab during visits to thyroid oncology clinic. While there, she had them change into hospital gowns, lay on a table and let the biophysicist's machine scan their breasts.

"Emily is very thorough, considers the big picture but is also in tune with the details of the project," Tornai says. "She helped us develop an efficient protocol."

Results from McCracken's efforts so far show the average uptake of the radionuclide in women with no known breast cancer has been low and close to the levels Tornai's team had predicted.

McCracken, meanwhile, is grateful

for the chance to contribute to a field while learning.

"An advantage of coming to Duke is that you get to start that in medical school," she says.

A RECEPTOR THAT COULD SLOW CANCER


There are multiple ways to try to crack the mysteries of disease. With cancer, molecular studies beckon, because malfunction on the cellular level causes so much trouble.


Working with **Gerard Blobe, PhD'94, MD'95**, an associate professor of medicine-oncology, Edward Ruane Jr. spent his third year of medical school helping advance understanding of one molecular glitch related to some bladder cancers. The insights could one day help develop a targeted treatment.

Growing up in Pittsburgh, Ruane knew early on that he wanted to be a doctor. He has fond memories of shadowing physicians at Children's Hospital there, where his mother is a nurse. But as a biochemistry major at Notre Dame in Indiana, Ruane also found himself intrigued by basic science, particularly cancer biology.

"It is so complex and interesting," Ruane says. "I got pretty comfortable with basic science."

So comfortable, in fact, that Ruane took a couple of years off after graduating from Notre Dame to work at the Johns Hopkins School of Public Health. There, he learned a lot in a laboratory studying ties between serological markers in HIV and progression of the virus. He also confirmed that he really wanted to work with patients too, prompting him to apply to Duke, where he knew that, even in medical school, he





"I GOT PRETTY COMFORTABLE WITH BASIC SCIENCE."

EDWARD RUANE JR.

could do both. His experience in Baltimore likely helped him land the Howard Hughes Medical Institute student research fellowship he brought to Blobe's lab.

Among other things, Blobe's team studies a molecular cell receptor, the type III TGF-receptor, which is implicated in the sort of cell movement that makes cancer metastasis possible. Loss of that receptor is correlated with progression of multiple cancers, including those of the breast, lung, ovary, pancreas, and prostate.

Ruane conducted his studies with bladder cancer cells and tissue samples, sometimes heading into the Levine Science Research Building at 3 a.m. to catch a glimpse of cells under the microscope at just the right time in an experiment. He wounded the cells by scraping the bottom of the Petri dish to see if the receptor disrupted their ability to migrate and heal the wound, a motion that models cancer invasion and metastasis. It did. On top of that, he helped pinpoint the molecular pathway where the receptor seems to play a vital role in suppressing this collective cell migration.

All this could put new molecular treatments in sight for medicine, which has seen profound progress with targeted cancer therapies such as tamoxifen and Herceptin. "These studies could identify a new therapeutic target or biomarker for the treatment of bladder cancer," Blobe says.

Ironically, Ruane found a new career direction just before embarking on this research. During clinical rotations in his second year of medical school, he discovered a passion for surgery, specifically cranial and facial reconstructive surgery in children, the specialty that tackles repairing cleft palates and other abnormalities.

But as luck would have it, some of the molecular biology he was exposed to in Blobe's lab is also relevant to wound healing and scarring after surgery. "Serendipitously," Ruane says, he now has a new research interest. ♥

Medical Alumni Association

2011

HONOREES

Joanne A.P. Wilson

Harvey Jay Cohen

M. Elaine Eyster

James H. Shore

Henry F. Safrit

Edward G. Bowen

Ralph Snyderman

Joanne A.P. Wilson,
MD'73, FACP, AGAF



Education: University of North Carolina at Chapel Hill; Duke University School of Medicine

Training: Peter Bent Brigham Hospital, Boston, Mass.; Harvard Medical School; Georgetown University Hospital, Washington, D.C.; Veterans Affairs Hospital, Washington, D.C.

Current Title: Professor of Medicine, Division of Gastroenterology, Duke University

Gastroenterologist Blazed a Trail for Women and Minorities

Having a colon cancer screening may now be the norm for people 50 and older, but that wasn't the case 30 years ago when **Joanne A.P. Wilson** began her career. Still, that didn't stop the gastroenterologist from stressing the importance of early detection and prevention to her patients.

"I have been giving educational talks for a number of years—almost the entire 30 years," Wilson says.

In the past, cost was a major barrier to screening for most patients. And although colonoscopies are more accessible today because they are covered by Medicare, Wilson says she and fellow colleagues still have a lot of work to do in their field—from helping patients get over their reluctance to undergo the procedure to developing new technologies that make screening easier.

And she's up for the challenge, as she's shown throughout her career as a clinician, patient educator, and national leader within her field. Wilson says her decades-long passion has been rooted in one major factor: her love of working with people.

"We have cutting-edge technology," Wilson says. "We have incredible science. We take things quickly from bench to bedside. But you have to do that in a manner that the patients benefit in every realm. Not only just from a physical standpoint but an emotional standpoint. I think that's really crucial."

Wilson's personal connection with her patients hasn't gone unnoticed, especially by the patients themselves. And it's their feedback that Wilson sees as a true measure of success.

She recalls once treating a young widowed mother who suffered from a chronic illness. After working with the woman's insurance company to get much-needed medication, Wilson and her colleagues still had to take drastic measures and perform surgery. "We wanted to avoid surgery," Wilson says. "But all along the way she was just really happy to know that the staff and I were there to support her to make sure everything was going well. Even her little son was very happy that we had been able to make his mother better,

and he picked out a little cactus for us and brought it to the office."

Wilson also takes her work outside the clinic, serving as a champion for educating

DISTINGUISHED FACULTY

the local African-American community about the importance of colon cancer screenings. She often speaks to lay audiences at the Teer House in Durham and at local churches. She also reaches out to family practitioners who have patients who could benefit from colon cancer education.

In 2008 the American Gastroenterological Association (AGA) named Wilson one of its Outstanding AGA Women in Science. Because the awards typically go to researchers, Wilson says she felt especially proud to be honored for her work as a clinician.

Wilson's dedication to her work also led to her becoming a leader in professional societies. In 1998 she was elected secretary of the AGA, the first woman and the first African-American to hold the office.

Aside from her history-making role with the AGA, Wilson had the distinction of being the first or among the first in other professional endeavors as well. In 1995 she became the second woman in Duke's Department of Medicine to attain the rank of professor, and she was the second African-American woman to graduate from the School of Medicine. The Duke Student National Medical Association recognized Wilson for her efforts and her place in Duke's history with a Trailblazer award in 2007.

Wilson is married to Kenneth H. Wilson, MD, who serves as a professor of medicine in Duke's Division of Infectious Diseases. They live in Chapel Hill and have three children, Nora M.W. Dennis, MD'10; Court P. Wilson, T'04; and Sarah M. Wilson, who currently is a graduate student studying clinical psychology at Duke; and one grandson, Esai.

— Bernadette Gillis

Pioneer and Advocate for Elder-focused Medicine

A diagnosis of cancer poses special problems for the elderly, but thanks in part to the work of **Harvey Cohen**, many older people with cancer are living longer with higher quality of life.

Cohen, who helped establish Duke's Division of Geriatrics in the 1970s and currently directs the Duke Center for the Study of Aging and Human Development, is widely regarded as one of the world's leading experts in geriatric oncology. A beloved and respected mentor, he also established Duke's fellowship program in geriatric medicine and has launched the careers of many physicians who have become leaders in academic geriatrics and geriatric oncology.

During more than 40 years on the Duke faculty, he has served as interim chair and chair of the Department of Medicine, founding chief of the Division of Geriatrics, and director of the Durham Veterans Affairs Geriatric Research, Education, and Clinical Center. He also directs Duke's Claude D. Pepper Older American Independence Center, a National Institutes of Health-funded all-university program focused on improving the functional independence of older adults.

In 2009 Cohen was honored with the Paul Calabresi Award from the Society of International Oncology and Geriatrics, and last year, he received the B.J. Kennedy Award from the American Society of Clinical Oncology for his role in establishing the discipline of geriatric oncology. He says that the more he worked with older cancer patients, the more he grew to enjoy both the patients and the complex, multidisciplinary care they required.

"Older people have great stories to tell. I enjoy getting to know them as individuals. It's actually a very challenging population because they may have multiple chronic illnesses in addition to cancer," he says. With the coming surge of Baby Boomers Cohen says training all physicians in geriatrics will become increasingly important. "Given the demographic shift in this country, specialty training in geriatrics needs to be spread among all the medical disciplines," he says.

A native of Brooklyn, New York, Cohen was one of the last Duke medical residents to train under legendary Chair of Medicine Eugene A. Stead Jr., MD.

DISTINGUISHED ALUMNUS

"My residency was the cornerstone of my career," he says. "Dr. Stead set a high bar and he expected his trainees to jump over it. It gave me a solid clinical background and was the underpinning for everything I've done."

After his Duke residency Cohen spent two years as an immunology researcher with the National Institute of Arthritis and Metabolic Diseases before returning to Duke for a fellowship in hematology-oncology.

Cohen has served as president of both the American Geriatrics Society and the Gerontological Society of America and he chaired the Board of Scientific Counselors of the National Institute on Aging. From 2004 to 2006 he was president of the International Society of Geriatric Oncology. In addition to many prestigious awards for geriatric research and education, he says he is most proud of the Clinically-Based Research Mentoring Award he received from Duke in 2009.

"I'm really very proud of my role as a mentor to young faculty and fellows. It has been one of the most rewarding and enjoyable times of my career," he says. "Medical residents today are not all that different from the way we were in the '60s. They are still dedicated and bright."

Cohen is married to Sandra Cohen and lives in Durham. They have a son and daughter and four grandchildren.

— Marty Fisher

Harvey Jay Cohen,

MD, HS'65-'67, '69-'71



MEDICAL ALUMNI ASSOCIATION HONOREES

Education: Brooklyn College, Brooklyn, N.Y.; Downstate Medical College of the State University of New York

Training: Duke University Medical Center

Current Titles: Walter Kempner Professor of Medicine, Duke University School of Medicine; Director, Center for the Study of Aging and Human Development

M. Elaine Eyster,

WC'56, MD'60



Education: Duke University, Duke University School of Medicine

Training: The New York Hospital, Cornell Medical Center

Current titles: Distinguished Professor of Medicine and Pathology, Chief, Division of Hematology, Pennsylvania State University College of Medicine; Director, Central Pennsylvania Hemophilia Center, Milton S. Hershey Medical Center

Found Keys to the HIV/AIDS Puzzle

In July 1982, **Elaine Eyster** was summoned to an emergency meeting in Washington, D.C. by The U.S. Centers for Disease Control and U.S. Department of Health and Human Services.

The CDC had just learned an alarming fact: three hemophilia patients had developed mysterious infections similar to those being seen in gay men in California and New York, and feared the possibility that blood transfusions were posing a risk to the public.

"That meeting changed my life forever," she says, because it launched her into the international spotlight of the HIV/AIDS epidemic in its infancy, when medical experts were struggling to understand the mysterious new disease, and public panic was growing.

As chief of the Division of Hematology at the Pennsylvania State University College of Medicine in Hershey, Pa., and director of the Central Pennsylvania Hemophilia Center, Eyster became a national expert on infectious complication of hemophilia.

She worked closely with James Goedert, MD, from the National Cancer Institute, studying hundreds of serial samples of blood plasma from her hemophilia patients. Eyster had frozen and systematically catalogued them beginning in the mid- to late 1970s while researching nonA-nonB hepatitis (now known as hepatitis C).

That prescient act proved invaluable to the study of HIV/AIDS.

"When we assayed these samples we discovered that HIV infections actually started in persons with hemophilia as early as 1978 and the curve rose steeply between 1982 and '84 when the first virally inactivated clotting factors became available," she says. "We also found that older hemophilia patients infected with HIV went on to progress to AIDS much more rapidly than those infected at a younger age."

Her research played a central role in elucidating the transmission of HIV infections and the progression of the disease. It was key to identifying and quantifying the long latency

period between the time of infection and the onset of AIDS. This was of great importance for counseling patients before highly effective anti-HIV drug combinations became available

DISTINGUISHED ALUMNA

in the mid-1990s. She also discovered that most HIV/hemophilia patients co-infected with hepatitis C virus had a more rapid progression to end-stage liver disease.

"My late husband always says I never threw anything away," Eyster quipped. "At the time, it just seemed like a good thing to do."

Eyster arrived at Penn State College of Medicine as an attending physician in 1970, when the college was just a year old. Within three short years she became the college's first female division chief when she was appointed to lead the Division of Hematology.

Her pioneering biomedical research on hemophilia, hepatitis C, and HIV/AIDS, was instrumental in helping to establish Penn State College of Medicine as a nationally respected institution.

"She is a prototypical example of a 'triple threat,'" says **Leslie J. Parent, MD'87, HS'87-'91**, the chief of infectious diseases there. "She is an exceptional clinician, educator, and scientist."

During the height of fear over HIV infection in the early 1980s, when some physicians were hesitant or outright refused to treat HIV-infected patients, Eyster maintained her close, personal contact with her patients. Her genuine compassion for her patients is near legend at the college.

She currently is Distinguished Professor of Medicine and Pathology.

*She and her late husband, **Robert E. Dye, T'50, MD**, have two sons and six grandchildren. She lives in Hershey, Pa.*

— Jim Rogalski

Led \$5B Relocation of the Colorado Health Sciences Center

Jim Shore is a revered emeritus leader of the University of Colorado and Health Sciences Center outside of Denver, and a nationally renowned psychiatrist. But he also knows a thing or two about acting.

"In coming here," he says of his 1985 appointment as professor and chair of the Department of Psychiatry, "I became known as the 'permanent acting.' I was acting chancellor, acting executive vice-chancellor, and acting University Hospital president."

All of it was on-the-job training for his eventual move into the chancellorship for a 10-year period beginning in 1999.

During that time, Shore led the merging of the university and health system and the \$5 billion relocation and expansion of both entities to a former U.S. Army base 12 miles outside Denver.

The pristine, modern new campus includes 30 research, classroom, and office buildings, and three new hospitals—The University of Colorado Hospital, The Children's Hospital, and the Veterans Affairs hospital that is scheduled for completion in 2013. It houses the schools of medicine, nursing, dentistry, pharmacy, and public health. The University of Colorado Graduate School also is housed there.

"All of us are very proud of our accomplishment in finishing this campus in such a short period of time," he says. "As far as we know, no other health sciences center in the world has been built from scratch in just 10 years."

The transformation required a chancellor with impeccable leadership qualities to bring faculty and staff into the planning process, and to seek financial support from the state, federal government, and private donors.

Shore was the perfect choice, according to **Frederick Grover, T'60, MD'64, HS'64-'66**, the chair of the Department of Surgery at the University of Colorado and Health Sciences Center.

"He is honest and his integrity is above reproach," Grover says. "He was completely trusted by everyone. He valued input from

the faculty and made us all part of the planning process."

Shore has been a leader in American psychiatry and academic medicine. He is past-

DISTINGUISHED ALUMNUS

president of the American College of Psychiatrists and held positions with the American Psychiatric Association, the American Board of Psychiatry and Neurology, and the American Association of Chairmen of Departments of Psychiatry.

He is the only psychiatrist to date to chair the interdisciplinary council of the American Council of Graduate Medical Education.

Since his first visit as a child to Cherokee, N.C., Shore has been fascinated with Native American culture. While professor and chairman of the Department of Psychiatry in the school of medicine at the Oregon Health Sciences University, he helped to establish the first mental health and addiction treatment programs for multiple tribes of Native Americans. In Colorado, he co-founded the Nighthorse Campbell Native American Health Center, the first national health center focused on the health of Native Americans.

"Having the opportunity to work with tribal governments to help them establish their first mental health and addiction programs was an exciting challenge, as well as living in and seeing most parts of this great American West."

Shore and his wife Chris have a son and daughter and four grandchildren. They spend most of their time at their small cattle ranch in southern Wyoming, where they raise horses and long-horned cattle.

— Jim Rogalski

James "Jim" H. Shore, T'62, MD'65



MEDICAL ALUMNI ASSOCIATION HONOREES

Education: Duke University, Duke University School of Medicine

Training: University of Utah; Hospital for Neurological Diseases, London; University of Washington, Seattle

Current titles: Chancellor Emeritus, University of Colorado and Health Sciences Center; Professor, Department of Psychiatry, University of Colorado School of Medicine

Henry F. Safrit,

T'59, MD'63



2011

Education: Duke University, Duke University School of Medicine

Training: Georgetown University Medical Center

Current titles: Retired from California Pacific Medical Center, where he was chief of the Division of Endocrinology, and retired clinical professor of medicine and attending physician at the University of California, San Francisco

A Chance at College —and Life—for Disadvantaged Teens

Some of the teens come from the roughest neighborhoods of San Francisco, where drug deals take place on the street corner and sometimes from inside their own homes. Others are from immigrant families who arrived in the U.S. with just a duffle bag and the clothes on their backs. To many of them, a college education seems as unlikely as walking to the moon.

Henry Safrit, a retired endocrinologist, has accomplished something radical in the City by the Bay. He has plucked hundreds of these kids from their desperate backgrounds and helped to put them on the road to real success—not just survival—with his innovative college scholarship program.

The Meritus Fund, which he founded in 1996, provides promising, at-risk San Francisco public school students with \$3,000 per year for a four-year college education.

To qualify, students must have between a 3.0 and 3.7 grade point average while in high school. The vast majority of students are minorities—Asian, Latino, and African-American.

“We’re not interested in funding the very top students,” Safrit says, “because they will have other opportunities for scholarships. We focus on the financially needy students, most of whom are the first to go to college in their family.”

One such student is Melanie Turner, 26, who says her biological father was not present in her life, and her stepfather was constantly in and out of jail for selling drugs.

“In my mind college was a luxury and not an option for me,” she says. “If I wasn’t given this opportunity by the Meritus Fund I wouldn’t have even known I could be a great student and contributor to my community.”

Turner earned a bachelor’s degree at San Francisco State University and now is a lead pre-school teacher at Lakeside Presbyterian Center for Children in San Francisco.

Scholarship recipients are assigned a

mentor to help shepherd them through the challenges of college, and students also maintain a relationship with their scholarship sponsors.

HUMANITARIAN AWARD

An innovative aspect of The Meritus Fund is that scholarships are paid for mainly with \$500 annual gifts from groups of six people, making philanthropy affordable to many.

“I’ve been a Meritus sponsor for 10 years,” says **Katherine B. Young, E’84, MD’90**. “It’s very affordable and reassuring that every dollar of my donations go directly to the students. It’s so grass-roots that many people in the community get involved.”

To date, the Meritus Fund has awarded more than \$5 million in scholarships.

With the fund running so successfully, Safrit now has turned his attention to struggling African-American high school boys. In 2008 he started The Achievers Program, which reaches out to students beginning in the ninth grade. It provides them with mentoring and tutoring, weekly lunch meetings, guest speakers—most of whom are African-American—and field trips to places like Yosemite National Park, museums, and other interesting and educational sites. Students in the Achievers Program must maintain a 2.4 to 3.0 grade point average.

“Some of them have never been in a skyscraper or even crossed the Bay Bridge,” Safrit says. “I enjoy seeing them get excited, and I especially enjoy seeing them staying in school.”

He and his wife Karen have four sons between them and five grandchildren.

— Jim Rogalski

Love for Duke and Medicine

Ed Bowen had a favorite phrase he often liked to quote: “Water your roots.” A man of his word, he did just that, especially when it came to Duke. After graduating from the School of Medicine at just 22, Bowen never lost his love for his *alma mater* and spent the next five decades supporting and nurturing the “root” of his medical career.

Bowen passed away on July 20, 2010. The consummate fundraiser, he was one of Duke’s biggest cheerleaders, having served on numerous committees and boards for both the university and the school of medicine.

His wife **Mary Martin Bowen, G’59**, says it became clear to her even before they were married that medicine and Duke ranked high on his list of priorities.

“I asked him once, ‘If you could be anywhere in the world, where would you like to be right now?’ thinking he would say on a honeymoon with me,” Mary Martin says. “But I learned really fast. He said, ‘I would like to be in the operating room at Duke Hospital doing a hard case.’ He never neglected the family, but we all understood that medicine, doctoring, came first.”

Bowen’s volunteer work for Duke included serving as president of the Davison Club, member of the Medical Alumni Council, president of the Medical Alumni Association, class agent, and member of the Duke Medicine Board of Visitors.

One of Bowen’s proudest accomplishments was helping to establish the Class of 1959 Medical School Scholarship, giving students, many of whom were the first in their families to attend college, the opportunity to become Duke doctors, which Mary Martin says Bowen described as “the epitome of life’s goal.”

Bowen played a key role in helping his class raise a cumulative total of \$6.3 million, more than any other School of Medicine class.

Coached by longtime friend **Robert “Crusty” Rosemond, T’49, MD’53, HS’53**, Bowen wasn’t shy about asking his fel-

low classmates to make significant gifts to the scholarship fund and other areas of the School of Medicine, because he knew exactly where the funds were going, Mary

DISTINGUISHED SERVICE

Martin says. “It was not going to be wasted. It was going to a place that would give people opportunity. (Crusty) told Ed to never be afraid to go for the big ask.”

Bowen’s dedication went beyond the School of Medicine. He entered Duke with the undergraduate class of 1957 but was allowed to begin medical school studies after only two years, becoming one of only two students in his medical school class to finish in three years. Though he didn’t graduate with the class of 1957, Bowen still remained devoted to the class, serving as chairman of its 50th reunion. He also served as a member of the Duke University Board of Trustees. In 1990 the university honored Bowen with its Charles A. Dukes Award for his longstanding service to Duke.

Bowen went on to spend his medical career practicing obstetrics and gynecology at Northside Hospital in Atlanta, Georgia, where he served as chairman of the Department of Obstetrics and Gynecology, president of the medical staff, chief of staff, and chairman of the Board of Trustees. He also served as a clinical professor at Emory University.

Being posthumously named a distinguished service awardee by the Medical Alumni Association seems like a fitting way to cap Bowen’s long-term devotion to Duke, Mary Martin says. “He felt that a Duke doctor could and still can hold his own anywhere in the world. I wish he were here to receive (this honor).”

The Bowens have three children—Martha, Richard, and James—and seven grandchildren.

– Bernadette Gillis

Edward G. Bowen,

T’57, MD’59, HS’59



MEDICAL ALUMNI ASSOCIATION HONOREES

Education: Duke University

Training: Duke University Hospital; J. Hillis Miller Health Science Center, University of Florida, Gainesville; Grady Memorial Hospital, Emory University

Titles: Bowen retired from Northside Hospital in Atlanta, Georgia, where he was chairman of the Department of Obstetrics and Gynecology, president of the medical staff, chief of staff, and chairman of the Board of Trustees.

Positioned Duke for Success in a New Era of Medicine

A

s the architect of one of the country's leading integrated academic health systems, the creator of the world's largest academic clinical research institute, a founder of the field of prospective health care, and a leader in the science of inflammation, **Ralph Snyderman's** contributions to Duke, academic medi-

immunology researcher with the National Institutes of Health, he joined Duke's faculty in 1972 as an assistant professor of medicine. By 1984, he was the Frederic M. Hanes Professor of Medicine, chief of the Division of Rheumatology and Immunology, and director of the Howard Hughes Medical Institute Laboratory of Immune Function. In 1987 he left Duke again to lead medical research and

development as a senior vice president at Genentech, Inc., in San Francisco. When he returned in 1989 it was as dean of the School of Medicine, chancellor for health affairs, and James B. Duke Professor of Medicine.

Snyderman led the medical center to develop its first five-year strategic plan. One of the most important changes to come out of the strategic planning process was a new emphasis on benefit to society. Duke under Snyderman determined to become a new kind of academic institution, one committed not only to research, education, and patient care, but also to develop innovative and improved models of health care delivery.

THE DUKE CLINICAL RESEARCH INSTITUTE

Early on, Duke had established a legacy of evidence-based medicine, with Eugene Stead's creation of the Duke Databank for Cardiovascular Disease, the world's first and largest databank to track patient outcomes following cardiovascular procedures. While at

Genentech, Snyderman had worked closely with Duke cardiologist **Rob Califf, T'73, MD'78, HS'78, '80-'83**, to win FDA approval to commercialize Activase, the clot-busting drug known as t-PA. Califf had built a clinical research organization within the Division of Cardiology at Duke and ran the landmark GUSTO studies, which proved t-PA could save 2,000 heart attack victims annually in the U.S. Recognizing the future need for such large-scale clinical trials, Snyderman, with Califf and others at Duke, led the creation of the Duke Clinical Research Institute (DCRI), a separate entity with its own officers and board of directors.

With broad representation across the departmental "silos," the DCRI organizational structure was revolutionary in academic medicine. Initially greeted with skepticism by peer institutions and the National Institutes of Health, which valued investigator-led



Ralph Snyderman, MD, HS'65-'67

cine, and human health have been both profound and far reaching.

A first generation American whose parents were Ukrainian immigrants, Snyderman first came to Duke in 1964 to apply for an internship with then-chair of medicine Eugene A. Stead Jr., MD. After the interview he walked out of the Davison Building onto the Duke Quad and was struck by "a deep emotional feeling that Duke was the place for me to come for my medical training. I have never lost that sense of awe for this institution," he says.

Snyderman graduated *magna cum laude* from the State University of New York (SUNY) Downstate Medical School and came to Duke for his internship and residency. After a four-year stint as an

biomedical research over less prestigious clinical research, the DCRI today has grown into the world's largest academic clinical research organization, with more than 4,600 peer-reviewed publications. It provided the infrastructure needed to allow Duke faculty to be among the most successful competitors for large government and industry-funded clinical research grants and fulfilled the new mission of benefiting society through evidence-based clinical practice.

THE DUKE UNIVERSITY HEALTH SYSTEM

When Snyderman arrived at Duke on the eve of the 1990s, the educational and research missions at Duke and other academic medical centers were funded largely through clinical revenues from departments. Powerful departments like medicine and surgery generated large revenues, while smaller departments, like pediatrics, often struggled. This situation was exacerbated by changes in government reimbursement and the onset of managed care.

WILLIAM G. ANLYAN, MD LIFETIME ACHIEVEMENT AWARD

As primary care physicians were given a "gatekeeper" role to control referrals to specialists, Snyderman and his senior leadership team at Duke realized the institution's vulnerability. At the time, Duke had less than 50 primary care physicians and relied heavily on a highly specialized faculty. They conducted an in-depth analysis of the emerging changes in health care, Duke's clinical operations, referral patterns and demographics and began to develop a strategy.

To increase the number of primary care physicians referring to Duke, the Duke University Affiliated Physicians (DUAP) was established and began purchasing primary care physician practices. Duke also formed strategic relationships with area hospitals, including Durham Regional Hospital, and hospitals across North Carolina and several neighboring states. PrimaHealth, an independent practice association, was also formed to allow more than 400 physicians across North Carolina to collectively bargain with insurance companies.

The new network quickly became large and extremely complex, and yet it had no central governance structure. Snyderman presented a radical plan to the Duke University Board of Trustees: formation of the Duke University Health System (DUHS), an independent, not-for-profit corporation wholly owned by Duke University. Officially established in March 1998, DUHS was immediately recognized as one of the nation's first and most successful fully integrated academic health systems.

In 15 years as Chancellor for Health Affairs, Snyderman increased medical center revenues from \$400 million to \$2.2 billion. The increased revenues funded growth in medical education and biomedical research at Duke, as well as innovative community-based programs for uninsured and under-insured people. Across the region, people gained access to the full range of world class medical care from Duke—from prevention and wellness to specialty care and hospice services.

PROSPECTIVE HEALTH CARE

In the early 2000s, Snyderman came to the realization that the American system of health care was failing patients and costing too much money. At that time, the U.S. was spending \$1.5 trillion a year on health care, while rates of chronic diseases, including prob-

lems associated with obesity, were soaring. Cancer, heart disease, and an aging population spelled disaster for America's health and economic well being.

As chair of the American Association of Medical Colleges, Snyderman began advocating for what he called "prospective health care," an approach that focuses on disease prevention, personalized health planning to maintain optimum health, and early intervention. Today, the concept of personalized medicine is part of a national model for improving the nation's health and controlling costs.

At Duke Snyderman led the establishment of Duke Integrative Medicine, the first integrative medicine program to be fully integrated into an academic health system. He was instrumental in securing a \$12 million philanthropic commitment for a state-of-the-art new building dedicated to integrative medicine.

Snyderman's contributions to integrative and personalized medicine have been recognized with the first Bravewell Award for Leadership in Integrative Medicine, the 2007 Leadership in Personalized Medicine Award from the Personalized Medicine Coalition, the 2008 Industrial Research Institute's Medal for Innovations, the Frost & Sullivan 2008 North American Lifetime Achievement Award for innovative approaches to health care, and the Clinical Research Forum's Award for Leadership in Academic Health Centers.

Snyderman's contributions to medical science also were significant. While a member of the Duke medical faculty, he was an investigator of the Howard Hughes Medical Institute, published hundreds of scientific papers, and won numerous awards for his research on the basic mechanisms of inflammation.

Snyderman's broad influence on American medicine is illustrated by the influential leadership posts he held, including president of both the Association of American Physicians and the Association of American Medical Colleges. He also served two consecutive terms as a member of the governing counsel of the Institute of Medicine of the National Academy of Sciences.

It is difficult to imagine Duke University Medical Center without the influence of Ralph Snyderman. He became Chancellor for Health Affairs during an extremely challenging time, when many top academic health systems faltered. The innovative and entrepreneurial changes he led positioned Duke for growth and success in a new era of American medicine. His conception of proactive, personalized health care is now the basis for a new national model of health care.

— Marty Fisher



Education: Washington College, Chestertown, Md.; State University of New York (SUNY) Downstate Medical School

Training: Duke University Hospital

Current Title: James B. Duke Professor of Medicine, Duke University School of Medicine; Chancellor, emeritus, Duke University

‘Duke Led Me When I needed to be Led’



Planned Gift Benefits Davison Club, Nursing School

With your gift of cash or stocks, Duke will establish a charitable gift annuity in your name and pay you a lifetime annuity. Upon your passing, the remaining funds can provide philanthropic support to an area of your choice at Duke Medicine.

For more information about how you can make a difference with a Duke Medicine charitable gift annuity, please contact:

Joseph W. Tynan, JD
Director of Gift and
Endowment Planning
Duke Medicine Development
and Alumni Affairs
512 S. Mangum St., Suite 400
Durham, NC 27701-3973

Or email tynan002@mc.duke.edu,
or call 919-385-3114.

When **William W. Pryor, MD’47, HS’47-’55**, entered medical school at Duke in the mid-1940s at the age of 18, he thought he was a pretty smart kid. High school in Oxford, N.C. was a breeze. So were his two years of undergraduate studies at Wake Forest University, where he excelled in chemistry and did well in his other pre-med classes.

Medical school was an eye-opener, and after just two months in Durham the schoolwork was so tough, he says, “I was failing chemistry and the head of the chemistry department said I shouldn’t stay in school.”

Perhaps the professor was genuine in his assessment, or perhaps his words were a ploy to motivate Pryor. Something definitely clicked, though, and Pryor put his studies into overdrive and passed chemistry on his way to eventual selection in the *Alpha Omega Alpha* medical honor society. He also became a senior resident and was Duke’s first cardiothoracic fellow. Pryor was pushed to be his best, he says, by a teaching faculty to which he is indebted.

“Duke gave me the tools and knowledge to take advantage of the opportunities that were presented to me, and to think for myself and make educated decisions,” says the retired cardiologist and former vice president of Greenville Memorial Hospital in Greenville, S.C. “Duke gave me a chance, and Duke has always been a school that my wife and I loved.”

His wife **Julia Smoot Pryor, N’47**, a Duke University School of Nursing graduate, passed away in 2007. Pryor has made two donations to Duke in her memory. The first was an \$80,000 gift annuity to the Davison Club to support medical education. The most recent is a \$20,000 gift annuity to benefit the nursing school.

Julia entered the school of nursing when she was just 16. She practiced nursing for several years until the couple started having children. They had four—James, Anne, Katherine, and **William Jr., MD’81**, an anesthesiologist.

“Over the years Julia and I came to appreciate more and more what Duke does, and the friends we had there,” Pryor says. “Duke led me when I needed to be led.”

1940s

Horace M. Baker Jr., MD'44, HS'44-'46, '48-'51, received a 60-year pin at St. Alban's Masonic Lodge in June in Lumberton, N.C. He and his wife Dorothy celebrated their 64th wedding anniversary on June 28. They live in Southern Pines and have three children, four grandchildren, and three great-grandchildren.

Adolphus William Dunn Jr., MD'45, DC, reports that until recently he had enjoyed worldwide travel, but now can no longer travel due to his age and infirmities. He retired from orthopedic surgery at Ochsner Clinic and Hospital and as a clinical professor of orthopedics at Tulane University School of Medicine in 1988. He and his fiancée Mary Lou have a pleasant life together in Fripp Island, S.C.


Robert L. Hallet, MD'49, HS'49-'50, DC, of Columbus, Ohio, enjoys playing golf, noting "I hope that I will live long enough so I can say that I can shoot my age." He used to be an IFR-rated pilot and flew about two times a month but can no longer fly because of macular degeneration in his left eye. He once flew to Raleigh-Durham to attend a DukeMed class reunion. Hallet served as a professor of OB/GYN at Ohio State University and practiced until he was 67 and then continued office and hospital gynecology until age 79. He and his wife, **Sondra "Sunnie" Hallet, WC'48**, have six children between them. One son practices urology in Columbus, and three daughters have MBA degrees.

1950s

Dean McCandless, MD'50, DC, of LaQuinta, Calif., has been interviewed and featured recently in several publications regarding his WWII combat experiences, including *The Desert Sun's* (Palm Springs, Calif.) special series on D-Day. McCandless completed a total of four combat jumps during the war. He and his wife Polly will both soon celebrate their 92nd birthdays. Polly has dementia now and lives separately in a nearby care facility. The couple has three children, five grandchildren, and seven great-grandchildren.

Evelyn D. Schmidt, WC'47, MD'51, will leave her role as CEO of Lincoln Community Health Center this fall after 40 years of service. She first moved to Durham to become CEO in 1971 after working for the New York City Health Department.

Harold Simon, MD'55, a retired radiologist, currently devotes most of his time to community work, including serving as director of organizations and chairing committees. He is president of his golf club. In addition to golf, he also enjoys swimming and traveling. He and his wife Jane live in Chestnut Hill, Mass., and have two children and four grandchildren.



▲ **Edward B. Brown, MD'56**, married Tina Sue O'Quinn in February. His first wife Ann died in 2009 of pancreatic cancer. Brown has seven children and O'Quinn has five. They live in Waycross, Ga.



▲ **Charles A. Wilkinson, MD'56, HS'56-'58**, has done volunteer construction work with Habitat for Humanity every Wednesday since 2001. He's been retired from surgery since 1995. He and his wife Ann have been married 56 years. They have three children and seven grandchildren and live in Wilmington, N.C.

R. Rodney Howell, MD'57, HS'57-'60, DC, was reelected to a one-year term as chairman of the Muscular Dystrophy Association's (MDA) board of directors at the association's annual meeting in July. He has served on the MDA's board since 1994. Howell currently is a professor of pediatrics and chairman emeritus at the University of Miami's Leonard M. Miller School of Medicine.

Joseph F. Fraumeni Jr., MD'58, DC, will be inducted into the American Academy of Arts and Sciences in October 2011. He also is an elected member of the National Academy of Sciences, the Institute of Medicine, and the Association of American Physicians. For more than 40 years Fraumeni has been at the National Cancer Institute in Bethesda, Md., where he currently directs the epidemiology and genetics division.

Alonzo H. Myers Jr., T'55, MD'59, DC, serves as councilor to the Southern Medical Society. He and his wife of 53 years, Dorothea, have four children and eight grandchildren. They live in Roanoke, Va.

1960s

William C. Cooper Jr., MD'60, DC, retired in August 2009 after practicing general pediatrics in Eastern North Carolina for 43 years. He and his wife Janet live in Rocky Mount, N.C.

F. Sanford Massie Sr., T'57, MD'60, HS'60-'61, DC, continues to practice with Richmond Allergy and Asthma Specialists in Richmond, Va. His four-man practice recently added a physician assistant. He has two children and three grandchildren and lives in Midlothian, Va.

Lawrence H. Parrott, MD'60, of Camden, S.C., has finished 16 years of teaching pathology at the University of South Carolina. He is now in his 10th year of publishing patient-oriented pathology vignettes for residents in pathology. He and his wife **Joy, BSN'60**, have three children and six grandchildren. Joy is the parish nurse at Bethesda Presbyterian Church in Camden.

Richard L. Reece, T'56, MD'60, has written a total of 11 books; the most recent are *Obama, Doctors, and Health Reform (2009)* and *The Health Reform Maze: A Blueprint for Physician Practices (2011)*. Maze addresses fundamental issues facing the new health care law, its unforeseen consequences, whether the law will be repealed or survive, how doctors are reacting, and what lies ahead for physicians. Reece also writes for a blog called "Medinnovation" (medinnovationblog.blogspot.com) and has a website (Doctorreece.com). He lives in Old Saybrook, Conn., with his wife Loretta. They have two sons. Spencer is a nationally known poet and will be ordained as an Episcopal priest in Madrid, Spain, in October. Spencer is in Madrid as a result of an Amy Lowell one-year poetry fellowship. Their other son, Carter, works at Brooks Brothers in Manhattan.



▲ **John W. Brown MD'61, HS'61, '65-'66, DC-Lifetime**, was awarded the Order of the Palmetto by the State of South Carolina's Office of the Governor in June. The award recognizes his work to create free clinics in South Carolina and his service to disaster victims abroad. Brown took a volunteer mission trip to Cabaret Baptist Children's Home in Haiti in February 2010. He currently is a general and

Building a Clinic for the People of Las Mercedes, Honduras



People line up to be seen in the new clinic building.

Getting to the village of Las Mercedes is a rough ride, 5,000 feet up steep dirt roads in the mountains of Honduras. The people living here are lucky if they get three years of public education before going to work in the fields at age 10-14. They survive on less than \$1 a day and live a long day's walk over treacherous roads from hospital or medical care.

One aspect of that hard life changed in April, when **Dennis Clements** and a group of Duke medical and nursing students and faculty joined representatives from Heifer International and residents of Las Mercedes and 12 surrounding villages to celebrate the official opening of the first health clinic ever to serve the Intibuca region of Honduras. Beginning in June, the clinic will be staffed fulltime by the Honduran Ministry of Health.

Land for the clinic was donated by **Ruhino Dominguez**, the president of Las Mercedes, and Clements secured donations from Rotary International and the Congregation of Duke Chapel. The building was constructed by the Duke Chapter of Engineers without Borders,

thoracic surgeon at Newberry County Memorial Hospital in Newberry, S.C. His wife Susandale retired from the school district in Columbia, S.C., in June. Their daughter Jan Williamson is head of the English department at King William High School in King William, Va. John Brown Jr. is a supervisor at a steel company in West Columbia, S.C. Norabeth Brown is a charge nurse at Newberry County Memorial Hospital. Anna Ruth Brown is a senior at Newberry College.

Robert F. Corwin, MD'61, a retired urologist, often lectures at Baylor University's Institute of Learning in Retirement on the history of firearms used during the American Revolu-


tion and the Civil War and the medicine used during those periods. He and his wife Sandy live in Waco, Texas, and have three children. Two live in Dallas and one, a urologist, lives in Washington State.

C. James Dellinger, T'58, MD'61, continues to practice about one day a week as a fill-in physician at a family health center in Loris, S.C. He was recertified by the Board of Family Medicine 18 months ago, and before that he was recertified in geriatrics. He and his wife Bertha recently bought a house in Asheville, N.C., to be closer to their children and grandchildren.



▲ **E. Darrell Jervey, MD'61**, of Greenville, S.C., received the 2010 Outstanding Humanitarian Service Award from the American Academy of Ophthalmology, and in 2009 he received a humanitarian award from the South Carolina Society of Ophthalmology. Since the 1970s he has completed more than 35 mission trips to Haiti, where he has established a total eye care

clinic. He and his wife Patricia have three living children, Kay, Elizabeth, and Darrell. Their daughter Jinks died from breast cancer in 2009. They have 10 grandchildren.



▲ **David T. Pitkethly, MD'61, DC**, was a member of the 2010 National Masters Cross Country team champions. He earned second place for individuals 70

to 74. He currently is a clinical professor emeritus in the University of Washington Department of Neurosurgery. He retired from patient care in 2007. He also serves on the Board of Governors for the Seattle Surgical Society. His wife Mara retired from her profession as a registered nurse and flight attendant. The couple travels extensively. Most recently they visited Europe, Santa Fe, San Francisco, New York City, Whistler Mountain, Sun Valley, and Puerto Rico. They have four children and four grandchildren. The oldest grandchild will enter the University of Idaho in the fall.

Thomas E. Powell III, MD'61, DC-Century, of Burlington, N.C.,

and it is the only building with running water and solar power for hundreds of miles around.

Clements, who is chief of Duke Children's Primary Care and professor of pediatrics and global health, has been bringing groups of 15 medical and nursing students to Las Mercedes since 2000, when he was asked by the Duke University School of Nursing to develop a global health education course as part of a small grant.

He could appreciate the value of a global health experience. In 1972, as a self-described "Peacenik" and Vietnam War protester, he jumped at the chance to take a year off from the University of Rochester School of Medicine and Dentistry to do a National Institutes of Health fellowship in Uganda.

"It totally transformed who I was," says Clements. "I left as an incompetent medical student, and when I came back I knew that I could take care of people. Kids get so enmeshed in medical school and getting all the answers right. There's real value in giving them hands on experience with patients in a safe, non-critical environment."



Ruhino Dominguez and Dennis Clements

There was no shortage of hands-on patient care experience for the medical and nursing students who joined Clements, **Penny Cooper, MSN'02, RN, FNP-BC, CCRN**, assistant professor in the School of Nursing, **Dawn Driesner, PT, DPT'06**, an adjunct faculty member from the Doctor of Physical Therapy program, and Rey Aponte, an instructor in the School of Nursing, in April.

As many as 130 patients arrived each morning, some by truck, and others had walked for hours over difficult terrain to gratefully stand in line. They suffered from headaches caused by dehydration, chronic coughs from living in houses with wood cook stoves, parasites due to lack of sanitation, and mother and baby problems due to the lack of pre- and perinatal care.

Clements says the experience outside

"We've brought 150 students here over the last 10 years, and it has been transformative for some of them."

Dennis Clements, MD, PhD, HS'73-'76, '86-'88

of the American medical system builds students' confidence, diagnostic skills, and understanding of other cultures. He adds that the situation also lends itself to helping all the students appreciate the strengths that other disciplines bring to the medical team.

"The nurses learn what medical students go through. The medical students see the skills of a nurse, who could have gone to medical school, but chose a different approach," says Clements. "We've brought 150 students here over the last 10 years, and it has been transformative for some of them. I hope they all leave more sensitive to how to help a patient as a person."

— Marty Fisher

is chairman of Carolina Biological Supply Company. In 1969 he was one of the founders of Biomedical Laboratories, which is now Laboratory Corporation of America. Still headquartered in Burlington, the company was also founded by Powell's brothers, **Jim, MD'64**, and **John, L'63**, and Ernie and Lyn Knesel. He and his wife Betty have three children. Tom is treasurer of Carolina Biological and president of Warren Land Company, a tree-growing company in Warren County. Frances serves as vice chair and secretary of Carolina Biological. Caroline is assistant treasurer and a member of the board of directors of Carolina Biological.

John H. Trant III, MD'61, DC, of Virginia Beach, Va., built a family cabin on a ranch in New Mexico, which is an inholding in the national forest that barely survived the Wallow Fire this year. He is gradually reducing the time he spends hunting and fishing and is devoting more time on projects for kids. He enjoys traveling to see his children and grandchildren. His wife **Jo, G'62**, lost her parents recently, which led to their taking many trips to Tucson, Ariz., over the past four years. Their daughter Julie Coates lives in Terrace Park, Ohio, with her husband Todd and three children. Son John IV and his wife Lee live with their two-year-old twins in Grosse Pointe, Mich.



▲ **Robert K. Yowell, MD'61, HS'64-'69, DC-Century**, received the 2011 Nicholas B. Fagan Award for outstanding "service above self" to the Durham Rotary Club for the past 40 years. He is a past president and past assistant district governor of District 7710. He is a member of the executive committee for the Southern OB/GYN Seminar. Yowell is also an active member

and past president of the Bayard Carter OB/GYN Society and an active member of the South Central OB/GYN Society. His wife **Barbara, BSN'62**, continues to help out at the Private Diagnostic Clinic at Duke. They enjoy visiting the N.C. beaches and mountains and spending time with their grandchildren. Their son **Robert B. II, T'88**, is president/CEO of Gemini Sports Group in Phoenix, Ariz., and recently secured naming rights for TD Ameritrade Stadium/Park in Omaha, Neb. Their daughter **Sally Y. Barbour, T'90, PharmD**, is a clinical pharmacist with the Duke Cancer Care Research Program. Their younger son, **Charles, T'92, MD'00, HS'00-'06**, is a senior urologist

at Baptist Medical Center in Pensacola, Fla.

David C. Hitch, MD'66, retired from pediatric surgery in 2008 but continues to work in a research laboratory in molecular biology. He and his wife Melanie live in Kettering, Ohio. Their children work for Lockheed Martin and Deloitte and Touche as computer specialists and an account tech.

1970s

Robert J. Margolis, MD'71, HS'70-'72, DC, continues to serve as managing partner and CEO of HealthCare Partners in Torrance, Calif. Under his leadership the medical group has become highly respected and

innovative. He is active on the boards of several health care organizations. He and his wife Lisa have three children, Michelle, David, and James; and five grandchildren, Jacob, Amanda, Lilah, Jessie, and Quinn.

John F. Modlin, T'67, MD'71, HS'71, recently served as chair of the Food and Drug Administration Vaccines and Related Biological Products Advisory Committee. He currently serves as professor of pediatrics and medicine, chair of the Department of Pediatrics, and senior associate dean for academic affairs at Dartmouth Medical School. He lives in Grantham, N.H., with his wife Sharyn, a former advertising executive who works with child advocacy centers in New Hampshire and Michigan. They maintain a second home in northern Michigan. Their son Andrew is a field technician with the U.S. Geological Survey and their daughter Chelsea is a senior at Carleton College in Northfield, Minn.

Louis F. Fries III, MD'75, has been named vice president of clinical and medical affairs at Novavax, a clinical-stage biopharmaceutical company in Rockville, Md. He previously was director of global clinical development at GSK Biologicals.

Robert A. Shaw, T'72, MD'76, DC-Century, received the Pulmonary Teaching Award for 2011 from East Carolina University's Brody School of Medicine, where he currently serves as a clinical associate professor in the Division of Pulmonary, Critical Care, and Sleep Medicine. He also was named to the N.C. best

doctors' list for 2011. His wife **Jon, WC'72**, teaches violin. They have four children. **Robert, G'01**, is an attorney; **Steven, T'01**, is a physician; Caroline is a PhD student at Princeton University; and Nancy is an undergraduate at Wake Forest University.

Susan L. Kelley, MD'78, DC, has been appointed to ArQule's board of directors. ArQule, located in Woburn, Mass., is a biotechnology company engaged in research and development of next-generation, small-molecule cancer therapeutics. Kelley is currently an independent consultant to pharmaceutical and biotechnology companies in the field of oncology drug development and strategy.



▲ **Kurt D. Newman, MD'78**, has been named president and CEO of Children's National Medical Center in Washington, D.C., where he has served for more than 25 years. He is the first physician to serve as CEO of Children's National. Prior to this role he was senior vice president of the Joseph E. Robert Jr., Center for Surgical Care since 2003. During his time at Children's National, he led a period of tremendous growth and innovation, in both facilities and strategic partnerships. In 2009 Children's National received a

\$150 million gift from the Government of Abu Dhabi that created the Sheikh Zayed Institute for Pediatric Surgical Innovation.

1980s

Marcia A. Angle, MD'81, HS'81-'84, and her husband Mark Trustin followed Leadership in Energy and Environmental Design (LEED) criteria to rebuild their home in Durham. Angle volunteers with organizations that deal with public health and environmental issues. Trustin is an attorney specializing in juveniles and school law. Their son Evin is a law student at Georgetown University, and their son Glen is a business student at Asheville Community College.

Steve W. Schwartz, T'77, MD'81, of Denver, Colo., has been awarded a patent for an anti-viral throat spray that has been shown to be effective in the laboratory against H1N1, H3H2, and H5H1. Plans are in place to take the product to market. The product will complement vaccines and is expected to reduce transmission of the flu virus from human to human.

Tina Alster, BSN'81, MD'86, will be launching a new skin care line called "Skin Is In" in the fall. The specially designed kits for men, women, teens, and children will be featured in numerous beauty magazines throughout the fall and winter. Alster has also received the Mentor of the Year Award from the Women's Dermatologic Society and was subsequently elected as the society's vice president. She lives in Washington, D.C., and is active

in numerous organizations, including serving on the board of directors for Ford's Theater.

Loretta Sutphin Stenzel, MD'86, HS'86-'89, has been named to the American Board of Family Medicine. She is an invited content expert for standard-setting study for the certification examination. Stenzel is a physician and site director of the Vista Community Clinic in Del Mar, Calif. She and her husband **Timothy T. Stenzel, MD/PhD'92, HS'92-'97, '03**, have two children—Elyn, a junior at Duke, and Kira. The family lives in Vista, Calif.



▲ **Douglas Bremner, MD'87**, recently released a book, *The Goose That Laid the Golden Egg*. The book can be found at amazon.com, and more information is available at dougbremner.com.

Oren J. Cohen, MD'87, has been named senior vice president and global head of the phase I clinical research division for Quintiles. The phase I division includes facilities in Overland Park, Kan.; London; and Hyderabad, India. In his new position, Cohen will work to provide sponsors with an integrated early clinical development platform that reduces overall study costs, simplifies trial management, and accelerates development,

while ensuring quality and patient safety. He previously served as chief medical and scientific officer for Quintiles. He is also a consulting professor of medicine at Duke.

Alexander M. Eaton, T'82, MD'87, DC, of Retina Health Center in Ft. Myers, Fla., has been reappointed to Duke Eye Center as a consulting associate in the Department of Ophthalmology, a role he has served in since 1999.

Lisa G. Rider, T'83, MD'87, was named Physician Researcher of the Year by the Physician's Professional Advisory Committee of the U.S. Public Health Service. Dr. Rider, who is currently deputy chief of the Environmental Autoimmunity Group of the National Institute of Environmental Health Sciences in Bethesda, Md., was honored for her substantial basic and clinical research on juvenile myositis.



▲ **Kenneth Mask, MD'88**, has written a new novel, *A New Orleans Detective Mystery*, which follows private detective Luke Jacobs as he investigates murders in post-Katrina New Orleans. The book is available on barnesandnoble.com. Mask is currently owner and president of First Medical Imaging, in New Orleans.


1990s

Tracy W. Gaudet, T'84, MD'91, has been selected as one of the Top 25 Women in Health Care for 2011 by *Modern Healthcare* magazine for her leadership in serving veterans. She is currently director of the Department of Veterans Affairs' (VA) newly established Office of Patient-Centered Care and Cultural Transformation. Gaudet served as executive director of integrative medicine at Duke until taking her new position at the VA in January.

John G. Pazin, MD'96, HS'96-'99, lives in Wexford, Pa., with his wife Carol and their

children, Josh, 8, and Jake, 4. Josh enjoys playing baseball, and Jake loves music.

2000s



▲ **Vikas J. Patel, T'96, MD'00, HS'01-'04**, and his wife Neha welcomed twin girls, Anya and Mila, on March 3. The family lives in Cary, N.C.

Duykhanh P. Ceppa, MD'01, HS'01-'08, recently relocated to Indianapolis, Ind., with

her husband **Eugene Ceppa, MD, HS'03-'10**. Both practice medicine at Indiana University Health.

Justin Klein, T'99, MD'06, and his wife Monica welcomed their first child, Grant, on August 30, 2011. Klein served on the Duke University Board of Trustees from 2007-2008. This fall he will be serving on the President and Provost's Innovation and Entrepreneurship Task Force at Duke, which will be focused on accelerating Duke's efforts to foster entrepreneurship across the University. The family lives in McLean, Va.

2010s



▲ **E. Philip Lehman, MD'10, MPP'10, HS-current**, married Emily Giles on March 5 in Duke Chapel. They met on the 7100 ward during Philip's second-year rotations. Emily works as a nurse in cardiology and is pursuing an MSN degree from

UNC-Chapel Hill to become a nurse practitioner. Philip is a resident in internal medicine and has joined the Management and Leadership Pathway for Residents, a program that gives Duke residents administrative and leadership opportunities while completing training.


Genevieve R. Embree, MD'11, married **Stephen R. Embree, E'02**, on May 30, 2010. They reside in Durham.



Stemming the Spread of HIV among a Forgotten Population

When David Wohl, MD, sees a patient, he usually asks first about any scars or tattoos. “There’s almost always a story when there’s a tattoo or scar,” he explains.

One patient’s story of a large scar on his back left a lasting effect on Wohl. “I said, ‘What is that? Were you in a fight or car accident?’ And he said, ‘No my dad broke a bottle of whiskey over



David Wohl

my back when I was eight years old.’ It takes your breath away,” Wohl says. “He didn’t have a tear in his eye. To him that was his life.”

Surrounded by windows covered with bars and patients who are spending years, sometimes life, locked up, Wohl’s time in clinic and conducting research is a bit different than most physicians. He is co-director of HIV Services for the North Carolina Department of Corrections and site leader of the AIDS Clinical Trials Unit at UNC-Chapel Hill, where he also serves as an associate

“When people get out of prison their viral load skyrockets. The stress of getting back out into the community is difficult.”

David Wohl, MD, HS’91-’94

professor of infectious diseases. He spearheads research that has implications for both inmates and society at large.

Recently Wohl and his colleagues at UNC received a \$7 million grant from the National Institutes of Health to study effective ways to prevent and treat HIV among people within the criminal justice system. They will test the seek-test-treat model, which is becoming more widely used with HIV-positive inmates in prisons in North Carolina and Texas, where the number of incarcerated individuals make up 15 percent of all imprisoned people in the country.

In the study, one group of HIV-positive prisoners will receive the standard of care when released, including a 30-day supply of medications in North Carolina and a 10-day supply in Texas. A second group will be exposed to the seek-test-treat model. They will receive multiple interventions prior to and after release. The interventions will include motivational interview sessions with counselors—in person before release and by cell phones provided by the researchers after release. A coordinator will also help each prisoner find a medical home within five days of release.

Most inmates stop taking their HIV medications once they get out of prison. “When people get out of prison their viral load skyrockets,” says Wohl. “The stress of getting back out into the community is difficult. HIV is low on their list of priorities. But the higher your viral load level, the more likely the chance of transmitting HIV.”

The fact that few care about the people he works with doesn’t deter Wohl. He recognizes that many of the prisoners he encounters have committed terrible, inexcusable crimes. However, over the years he’s come to believe that a lot of the criminal activity is rooted in trauma and abuse, as was the case with the inmate with the scar on his back.

“I see him and I see the men around him, and I say ‘What a waste,’” he says. “These are people who could have done great things but now are warehoused here. I’ll never forget him. And there are so many like him.”

Wohl is married to Alison Hilton, MPH, who is currently working on a U.S. Centers for Disease Control and Prevention project to increase cancer screening among African-American women in rural North Carolina. They live in Carrboro, N.C., with their children Nia, 12, and Zac, 7.

—Bernadette Gillis

1950s



▲ Jack C. Westman, MD, HS'52-'53, has coauthored *The Complete Idiot's Guide to Child and Adolescent Psychology* (Alpha Books), a research-based book providing insights for parents, students, teachers, social workers, and other professionals. Westman is a professor emeritus of psychiatry at the University of Wisconsin School of Medicine and Public Health and served as director of the child psychiatry division at the University of Wisconsin Hospitals in Madison.

1960s

J. Loren Rosenberg, MD, HS'59-'61, writes that he is grateful for the generosity he and his wife Judith received early in their careers from the late Susan Dees, MD, one of the first female faculty physicians at Duke; and Mary Duke Biddle Trent Semans. When Dees learned that Judith, who held a master's degree in special education from Columbia University, was not given the opportunity to teach in Durham, Dees asked Judith if she would

develop a concept for a hospital school for Duke. After presenting the idea to a committee headed by James H. Semans and Mary D.B.T. Semans, Dees and Judith received the funding they needed. The school has now grown into a program that each year serves about 420 school-aged children in grades Pre-K through 12.

1970s

John G. Kelton, MD, HS'73-'75, '76-'77, has been reappointed dean and vice president of the Faculty of Health Sciences at McMaster University in Ontario, Canada, for the next five years. He has held the position since 2001.

William J. Blackley, MD, HS'76-'79, of Elkin, N.C., was profiled in his local newspaper, *The Tribune*, in August. The article highlighted Blackley's struggles to become a doctor despite dyslexia and the time he spent fighting in the Vietnam War. Now retired, he is a volunteer with the Elkin Valley Trails Association, the N.C. Poetry Society, and the Rotary Club. His wife of 39 years, Sandie, is a dyslexia specialist. They have one son, Seth, one daughter, Molly, and three grandchildren.


1980s

Joanne M. Jordan, MD, MPH, HS'81-'86, has received the 2011 Distinguished Service to Rural Life Award from the Rural

Sociological Society. The award recognizes a person who has made an outstanding contribution to the enhancement of rural life and rural people. For more than 20 years Jordan has worked on the Johnston County Osteoarthritis Project. She currently serves as director of the Thurston Arthritis Research Center at UNC-Chapel Hill.

1990s

Karl J. Kreder Jr., MD, HS'89-'90, MBA, FACS, has been named head of the University of Iowa Department of Urology. Karl also serves as a professor and previously served as interim head of urology. He is principal investigator of a five-year, \$5 million research grant from the National Institutes of Health to study the causes of interstitial cystitis, a painful bladder condition. He joined the UI faculty in 1992.



▲ John J. Whyte, MD, HS'93-'96, the chief medical expert for the Discovery Channel, has written a new book titled, *Is This Normal?* which was published by Rodale

Press. *Is This Normal?* is a guidebook that answers this generation's most common health questions, from superficial concerns to everyday aches and pains to more serious medical problems. Whyte provides practical answers for the most common age-related health issues, such as how much weight gain is normal as we age?; is it normal to need a pair of reading glasses just to decipher a restaurant menu?; what are the signs of Alzheimer's versus normal memory loss?, and much more. The book is available on Amazon.com.

Vivian Lee, PhD, MD, HS'92-'93, '96-'97, has been chosen to lead the University of Utah's health sciences division. She now serves as senior vice president for health sciences, medical school dean, and CEO of University of Utah Health Care. Previously she was chief scientific officer and vice dean at New York University's Langone Medical Center. Lee has four daughters and is married to NYU law professor Benedict Kingsbury.

Jennifer R. Root, MD, HS'94-'97, an anesthesiologist in Columbia, S.C., was recently installed as the 2011-2012 speaker of the house for the South Carolina Medical Association (SCMA). As speaker of the house, Root will be responsible for overseeing the planning and organization of

the SCMA annual meeting. She will also serve as chair of the Committee to Plan State Meetings and preside over all meetings of the SCMA House of Delegates. She and her husband, Forest Evans, MD, HS'94-'97, currently reside in Columbia and have three children, Finley, Vaughn, and Harper.



Spero G. Karas, MD, HS'93-'99, has been named head team physician for the NFL's Atlanta Falcons. He will serve as the team's orthopedic surgeon and will be assigned to oversee the orthopedic and medical care of the Falcons' athletes and coaches. Named Atlanta magazine's Most Trusted Sports Medicine Specialist for the last four years, Karas is an associate professor orthopedics at Emory University and directs the Emory Orthopedic Sports Medicine Fellowship Program.

Full obituaries can be found on the Medical Alumni Association website at medalum.duke.edu. Please click on the magazine cover, then click on obituaries.

Margaret Virginia Burns, MD'38, of Asheville, N.C., died June 30, 2011. She was 98. Dr. Burns was the second woman to earn a medical degree at Duke. During her career she practiced medicine in Delaware, Georgia, and North Carolina. During the early 1950s she became a psychiatrist. Later she had a private psychiatric practice in Asheville, where she continued to see patients until well into her '80s.

Ricardo A. Cordon, MD, HS'70, died August 14, 2011, at Berkshire Medical Center in Pittsfield, Mass., after a battle with idiopathic pulmonary fibrosis. He was 69. Born in Guatemala City, Guatemala, Dr. Cordon was the first pulmonologist and board-certified intensivist to practice at Berkshire Medical Center.

Martin M. Cummings, MD'44, GHON'85, died September 1, 2011, in Sarasota, Fla. He was 90. Dr. Cummings was a scientist, medical educator, scientific administrator, and former director of the National Library of Medicine (NLM). During his two decades of leadership of the NLM, the library emerged as a leader in the computer age and was transformed into one of the most advanced scientific libraries in the world.

Lucius G. Gage Jr., T'46, MD'48, of Waxhaw, N.C., died September 4, 2011. He was 86. Dr. Gage practiced medicine with his father at the Nalle Clinic in Charlotte, where he served as director of the allergy and arthritis department. Outside of medicine, Dr. Gage had a passion for nature preservation and was an accomplished equestrian.


Shirley J. Markee, WC'53, MD'58, of Vancouver, Wash., died June 25, 2011. She was 77. Dr. Markee was a faculty member at Columbia Presbyterian Medical Center in New York after completing an anesthesiology residency there. She also held academic positions at Stanford University Medical Center and Cedars Sinai Medical Center in Los Angeles, Calif.

Enrique Montero, MD, HS'44-'47, of Griffin, Ga., died July 3, 2011. He was 93. A native of Ecuador, Dr. Montero practiced anesthesiology in Griffin from 1953-1967 and practiced pulmonology exclusively thereafter. A Fellow Emeritus of the American College of Chest Physicians and the American Thoracic Society, he developed and managed a laboratory for respiratory function at rest and on exercise. He retired in 1986.


Suydam 'Syd' Osterhout, MD'49, HS'53-'56, PhD, of Durham, died September 14, 2011, from complications of pancreatic cancer. He was 85. Dr. Osterhout was associate dean of admissions for Duke University School of Medicine for 21 years. He received numerous honors during his career, including a National Institutes of Health Career Development Award and the first Thomas Kinney Award for excellence in teaching at the School of Medicine. He retired from Duke as professor emeritus in 1991.

Donald E. Saunders Jr., MD'55, HS'55-'56, '57-'58, of Columbia, S.C., died July 2, 2011, after an extended illness. He was 80. Dr. Saunders was a distinguished professor of medicine emeritus at the University of South Carolina School of Medicine and director emeritus of the University of South Carolina Center for Bioethics and Medical Humanities. Early in his career he was a leader in the campaign to establish a second state medical school at the University of South Carolina in Columbia, and almost as soon as the medical school was founded, he became a part of it. His numerous achievements included being named a Fellow of the American College of Physicians and the American College of Cardiology.

Philip S. Woodbury, T'49, MD'53, of Eufaula, Ala., died August 19, 2011. He had lived with Parkinson's disease for more than 18 years before succumbing to its effects. He was 83. Dr. Woodbury served as a Lieutenant in the U.S. Army from 1953-1957. He began his medical practice in rural Wilcox County, Ga., before moving to Eufaula in 1963. He spent more than 50 years offering care to the Eufaula community. He also served the community through numerous civic organizations, including the Kiwanis Club and Habitat for Humanity.



“This place is one of the best in the country for personal development, and it’s important to give back to the institution that gave you so much.”



BILL BRADFORD WANTS YOU TO JOIN THE DAVISON CLUB!

His 47 years at Duke is reason enough to make **William D. Bradford, MD, HS’65-’66** feel a full part of the Duke family. But it’s his long-time membership in The Davison Club, he says, that truly instills in him a sense of belonging to a special community.

“I’m a piece of the local action here and I love that,” says the spry and revered professor of pathology, who holds a secondary appointment in the Department of Pediatrics, “but the Davison Club Celebration is special. You get to see friends and faculty you

don’t get to see often, and also a lot of medical students and the recent graduates.”

Bradford is one of the longest annual givers to the Davison Club—the school of medicine’s leadership annual giving club that provides crucial financial support for medical student scholarships, education enhancements, and the medical center library. He is a four-time winner of the medical school’s Golden Apple Teaching Award and the Distinguished Teaching Award.

Your gift of \$1000 (\$500 for young alumni classes of 2001-2011, or \$1,500 for family membership) qualifies you for membership in the Davison Club. **Make your gift online at medalum.duke.edu or mail to**

**Duke Medical Annual Fund
512 S. Mangum Street, Suite 400
Durham, North Carolina 27701-3973**

1572225

Steel! We Have Steel!— Learning Center Construction is Progressing on Schedule

The entering class of 2012 will be the first to experience medical school in the new Learning Center, which will open for classes in early 2013. Reuniting alumni will receive an update on construction progress during Medical Alumni Weekend, October 20-23.

Manisha Bhattacharya, MS III, Brian Jiang, MS I, Tony Nelson, MS III, Matt MacCarthy, MS IV, Karen Scherr, MS II, and Katie Yang, MS III jump with joy.

