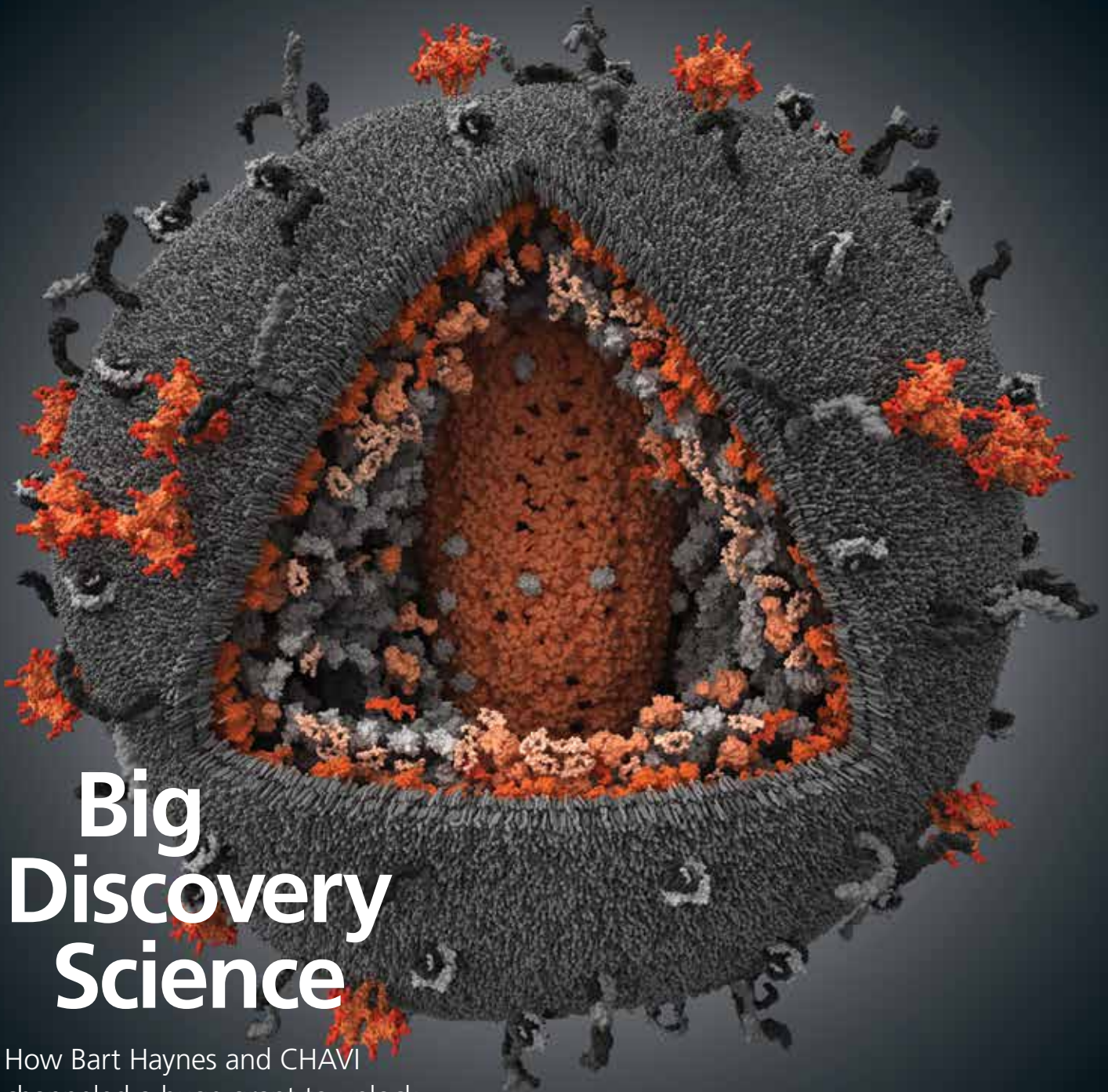




DukeMed AlumniNews

FALL 2012



Big Discovery Science

How Bart Haynes and CHAVI channeled a huge grant to unlock the secrets of HIV—and in the process created a paradigm shift in the basic sciences.

Message from the Dean

Autumn is always an exciting time for the School of Medicine—new students and new faculty members are settling in, and new programs are beginning to take shape. But this academic year will be particularly special and historic.

There is a remarkable transformation happening at the center of our campus. Our new education building is nearly finished, and we are extremely proud that it will be named the Mary Duke Biddle Trent Semans Center for Health Education to honor a very dear friend of our school and our university. We are grateful to The Duke Endowment for their foundational gift that enabled this project, and to many, many donors who have already helped us get close to our fund-raising goal. There will be a special event early in 2013 to formally open the building, but we expect to begin to occupy it by the end of this year. To make the best use of our new space, only administrative offices directly related to education and student services will be in the Trent Semans Center. Most of the administration will remain in the Davison building.

From the beginning, my vision has been to make this building open and welcoming to all of the learners

on our campus. It will provide modern and flexible classrooms for our medical students, but it will also have gathering spaces and amenities for the entire academic community, including students in our other health professions and graduate programs, undergraduates, residents, fellows, and faculty. The lowest floor will provide much needed conference and event space to complement the Searle Center next door. The top occupied floor will be devoted to simulation, providing hands on training in technical skills and team work.

The building is only part of our transformation. Its surroundings will be as spectacular as its inside. The Trent Semans Center will look out onto a beautifully landscaped promenade, terraced into the hillside to create a new, open walkway between Research Drive and Duke Medicine Circle, coursing between the new Cancer Center and Duke Medicine Pavilion buildings. For the first time in many years, the heart of our campus will be easy to get to and to traverse from every direction.

If you haven't been on campus recently, I hope that you will find time to come visit. The physical changes are striking, even for those of us who walk the halls every day. But, at the same time, I think you will find that the distinct character and "outrageous ambition" of our school is as strong, and as much a source of pride for us as it has always been.



Nancy C. Andrews, MD, PhD
Dean, Duke University School of Medicine
Vice Chancellor, Academic Affairs
Professor, Pediatrics
Professor, Pharmacology and Cancer Biology

DukeMed Alumni News

is published two times a year by the Duke Medical Alumni Association. Issues are available online at medalum.duke.edu.

Your comments, ideas, and letters to the editor are welcome.

Please contact us at:

DukeMed Alumni News
512 S. Mangum St., Suite 400
Durham, N.C. 27701-3973
e-mail: dukemed@mc.duke.edu

Editor
Marty Fisher

Assistant Editor
Jim Rogalski

Contributing Writers
Bernadette Gillis, Greg Jenkins

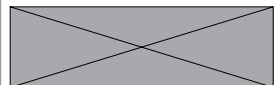
Art Director
David Pickel

Photography
Duke Photography
Jared Lazarus
Megan Morr
Les Todd
Phil Moore
Joe Sinnott

Produced by
Duke Medicine Development
and Alumni Affairs.
Copyright Duke University, 2012
DAF-1201

Cover illustration

by Ivan Konstantinov and team at the Visual Science Company, Moscow
The Human Immunodeficiency Virus (HIV) claims an estimated 2 million lives a year. This model shows the proteins of a 100-nanometer HIV particle. Orange indicates parts encoded by the virus's own genome, while gray indicates structures taken into the virus when it interacts with a human cell.
Copyright 2011



Victor J. Dzau, MD
Chancellor for Health Affairs,
Duke University
President and Chief Executive Officer,
Duke University Health System

Nancy C. Andrews, MD, PhD
Dean, Duke University School
of Medicine
Vice Chancellor for Academic Affairs,
Duke University

Edward G. Buckley, MD
Professor of Pediatrics
Vice Dean for Education
Duke University School of Medicine

Theodore N. Pappas, MD
Vice Dean for Medical Affairs,
Duke University School of Medicine

Scott Gibson, MBA
Executive Vice Dean for
Administration,
Duke University School of Medicine

Ann Brown, MD, MHS
Vice Dean for Faculty Development,
Duke University School of Medicine

Sally Kornbluth, PhD
Vice Dean for Basic Science,
Duke University School of Medicine

Mark Stacy, MD
Vice Dean for Clinical Research,
Duke University School of Medicine

Judy Seidenstein
Chief Diversity Officer
Duke University School of Medicine

Billy Newton
Vice Dean for Finance and
Resource Planning
Duke University School of Medicine

IN BRIEF

02 Duke Selected for National Nurse Training Program

03 Duke Hospital Ranks

8th

03 Three Awarded Schweitzer Fellowships

04 Golden Apple Awards

04 Three Selected for First NIH Scholars Program



05 Duke-NUS Graduates Second Class

▼ Medical Alumni Weekend 2012



08

▲ Bart Haynes and Team Close in on an HIV/AIDS Vaccine

► Medicine and Divinity Partner in Dual Degree Program



14

FEATURES

18 Medical Alumni Association honors Buckley, Epstein, Newman, Goldenberg and Urbaniak

23 BCBS-NC Gift Supports Primary Care and Health Education Center

23 Nearly New Shoppe Scholarships Reach \$1 Million Mark

25 Classnotes



28

▲ Faith Sustains Catena, MD'92, in War-Torn Sudan

33 House Staff Notes

34 Obituaries



36

▲ Ursula Heine, PhD, provides \$1 million estate gift for scholarships



06



From left, Katherine S. Wiegert, Deeptee Jain, Nino Mihatov, Lindsey Wu, and David W. Rawson

Research, Awards Highlight AOA Day

Four third-year students earned top honors for their poster and platform presentations, and a fifth student was awarded a full scholarship to cover his fourth year of medical school, during Duke University School of Medicine's annual Alpha Omega Alpha (AOA) Day in August.

The honorees were:

- **Deeptee Jain, MSIII**, Basic Sciences Platform Award, for work on the effect of obesity on the function of stem cells and the pathogenesis of osteoarthritis.
- **Katherine S. Wiegert, MSIII**, Clinical Sciences Platform Award, for a study on the need and desire to improve maternal health care services in rural Haiti.

- **David W. Rawson, MSIII**, Basic Sciences Poster Award, for a study of the role of the type III TGF- β receptor in hepatocellular carcinoma.
- **Lindsey Wu, MSIII**, Clinical Sciences Poster Award, for research on the patterns of bone sarcoma as a second malignancy in relation to radiotherapy in adulthood and histologic type.
- **Nino Mihatov, MSIII**, Palumbo Family Scholarship, funded by **E. Arthur Palumbo, T'49**, which will cover expenses for his fourth year of medical school.

The keynote speaker for the event was **Rebecca H. Buckley, MD'55, HS'58-'64**, the James Buren Sidbury Professor of Pediatrics and Professor of Immunology at Duke, who talked about human Severe Combined Immune Deficiency (SCID) chimeras.



First-year medical students celebrate the beginning of their journey through the Duke University School of Medicine following the Annual White Coat Ceremony in August.


Duke Among 5 Hospitals Selected For \$200 Million Training Program for Advanced Practice Nurses

Duke University Hospital and Health System is among five hospitals nationally to participate in a four-year, \$200 million project by the U.S. Department of Health and Human Services that is designed to dramatically increase the number of advanced practice nurses available to provide primary care to underserved areas.

Health and Human Services Secretary Kathleen Sebelius made the announcement in July at the School of Nursing. She said the ambitious initiative will help achieve the goals of the Affordable Care Act to increase health care access, cut costs, and ensure high quality.

As the number of primary care physicians continues to decline, more advanced practice nurses will be needed to accommodate the influx of patients gaining insurance through the Affordable Care Act, according to Victor J. Dzau, MD, chancellor for health affairs and president and CEO of the Duke University Health System. "We are proud to be a part of this important effort to help solve this problem," said Dzau.

Funding to accommodate the additional nursing school enrollments—216 by 2016—will be provided through the project, which has slated \$50 million a year to be divided among the five participating sites to defray the costs of training. Duke Medicine estimates it will cost about \$49,000 per year to train each nurse practitioner.



Cocce Hector-Green Nugent

Three Duke Students Awarded Schweitzer Fellowships

Three Duke University School of Medicine students have been selected as 2012-2013 North Carolina Albert Schweitzer Fellows.

In addition to their regular graduate school responsibilities, **Kimberly J. Cocce, T'09, MSIV**; **Melissa Hector-Green, MSIV**; and **James T. Nugent, MSIV**, will join approximately 220 other Schweitzer Fellows across the country who will partner with local community-based organizations to develop and implement yearlong, mentored service projects.

Cocce and Hector-Green will promote health and self-esteem by creating a tennis program for children ages 7 to 10. They will partner with Parkwood Elemen-

tary School and the nonprofit organization, Playworks Durham.

Nugent will partner with the Durham County Youth Home and conduct a mentoring and gang violence prevention program that links juveniles to resources for positive reentry back into the community.

Earlier this year, the Robert Wood Johnson Foundation reported that although 85 percent of primary care physicians and pediatricians say their patients have health concerns caused by unmet social factors, only 20 percent of health professionals feel equipped to help their underserved patients address those social factors. The U.S. Schweitzer Fellows Program is a means of addressing that gap.

Upon completion of their initial year, the fellows will become members of the Schweitzer Fellows for Life network, which is made up of nearly 2,500 alumni.

Duke Ranks 8th Nationally, #1 in N.C.

Duke University Hospital has once again been named by *U.S. News & World Report* as one of the nation's top 10 hospitals. Duke is No. 8 in this year's rankings, placing it among the nation's elite medical institutions, along with Massachusetts General, Johns Hopkins, the Mayo Clinic, and Cleveland Clinic.

This is the first year the magazine ranked the top hospitals in each state, with Duke

being named the number 1 hospital in North Carolina. This year's national ranking marks the 23rd consecutive year that *U.S. News & World Report* has included Duke among the very best hospitals in the country.

Among the magazine's 2012-2013 specialty rankings for Duke are: Pulmonology 5th, Cardiology & Heart Surgery 7th, Ophthalmology 7th, Geriatrics 8th, Urology 8th, Gynecology 8th, Orthopedics 9th, Rheumatology 10th, Nephrology 13th, Cancer 13th, Neurology & Neurosurgery 14th.

Snapshot of 2012 Entering Class

Number of students:

101

Breakdown of male/female:

52/49

Percentage of minorities:

45

(Underrepresented in Medicine: 14%)


Average MCAT scores:

35

Percentage receiving financial aid:

85

Countries they hail from: U.S., Canada, Nigeria



Chudgar

Emick

Velkey

Golden Apple Awards

Duke medical students have chosen the following three teachers to receive the 2012 Golden Apple Awards.

BASIC SCIENCE TEACHING AWARD

Matthew Velkey, PhD, is an assistant professor of the practice of medical education in the Department of Cell Biology and the Doctor of Physical Therapy Program. He teaches embryology, gross anatomy, histology, and neurobiology in the first-year medical curriculum and embryology, histology, and basic pathology in the Physi-

cal Therapy program. Velkey has been at Duke for almost two years, having come from the University of Michigan Medical School (UMMS). He holds a PhD in cell and developmental biology from UMMS and a master's of science in anatomy from the University of Mississippi Medical Center. He also received a BA in English and a BS in biology, both *summa cum laude*, from Millsaps College. He has won several awards for teaching, including the Kaiser Permanente Award for Excellence in Pre-clinical Teaching and the Provost's Teaching Innovation Prize, both from the University of Michigan Medical School. This is the second year

in a row that he has received a Golden Apple Award from Duke.

CLINICAL FACULTY AWARD

Saamil Chudgar, MD '05, HS'05-'08, is a clinician-educator in the Hospital Medicine Program in the Department of Medicine at Duke University School of Medicine. He is the associate director for undergraduate medical education for the Department of Medicine and teaches medical students and residents in the care of inpatients at Duke University Hospital. This is the second year in a row that the medical students have honored Chudgar. In 2011, he received the Thomas Kinney Distinguished Teaching Award.

HOUSE STAFF AWARD

Dawn Emick, MD, MPH, HS-current, is a chief resident in general surgery. As a resident at Duke, she enjoys teaching medical students and worked closely with surgery clerkship students during her years as a research fellow, while also obtaining a master's degree in public health from the University of North Carolina.

Three Students Named to First NIH Scholars Program

Three Duke University School of Medicine students have been selected for the National Institutes of Health's inaugural class of the Medical Research Scholars Program.

Yilun Koethe, MSII; Grace Snow, MSIII; and Adrienne Taylor, T'08, MSIII, are among 45 medical, dental, and veterinary students from across the country chosen to participate in a yearlong enrichment program designed to provide mentored training at the NIH in Bethesda, Md.

The program is a blend of two former NIH programs, the NIH Clinical Research Training Program and the Howard Hughes Medical Institute NIH Research Scholars Program. The new MRSP scholars will con-

duct research and attend courses, seminars, a structured lecture series, and clinical teaching rounds.

Taylor is researching the association between cardiovascular disease, migraines, and mood disorders, including depression and bipolar disorder. During the program, she also will be involved with genotyping studies.

Koethe is interested in medicine-pediatrics and radiology but is still finalizing her MRSP research project. A biochemistry major, she discovered her love of working with children during her second-year clinical rotations in medical school.

Snow, who hopes to one day have a career in research, also couldn't pass up the opportunity to conduct research at the NIH. She recently wrapped up her third year of medical school, having spent the past year in Singapore studying dengue fever in older adults in the lab of epide-



Yilun Koethe, Grace Snow, Adrienne Taylor

miologist Ooi Eng Eong, PhD, at the Duke National University of Singapore Graduate Medical School. She decided to complete a second research year in order to participate in the MRSP.

While at the NIH, Snow plans to study human papilloma virus-associated head and neck cancer, an area of research that she says combines her interests in the ear, nose, and throat and infectious diseases specialties.



Second Cohort Graduates Duke-NUS



The Duke-National University of Singapore Graduate Medical School (Duke-NUS) graduated its second class of students in July. Thirty-eight students representing over 20 countries received diplomas—12 more than last year’s inaugural graduating class. Two graduates from India—Divya Ajay and Saideep Bose—are now at Duke for general surgery residencies. One student from Singapore is at Massachusetts General Hospital and another from Singapore is at Tufts Medical Center. The remaining students are performing residency programs in Singapore. Another three students are continuing their studies in the MD/PhD program at Duke-NUS. Victor J. Dzau, MD, above, right, chancellor for Health Affairs and president and CEO of Duke University Health System, attended the graduation ceremony.





Come back to Duke this fall and see our new medical campus. The new Duke Cancer Center is now open, the Duke Medicine Pavilion is on track to open in mid-2013, and the new Health Education Center—named in honor of the late Mary Duke Biddle Trent Semans, will open for medical students in January 2013. New this year is a CME event, Clinical Science Day on Friday, and we have planned a full line-up of entertaining and educational events.

Class dinners will take place Saturday night at a variety of locations. Special activities are planned for Half Century Society members and the 50th Reunion Class of 1962.

The deadline to register is October 12, and online registration is available at medalum.duke.edu.

For a complete schedule and more information about Medical Alumni Weekend 2012, please visit medalum.duke.edu.

Thursday, October 18

- 3 – 6 PM Registration
- 6:30 PM Davison Club Celebration*

Friday, October 19

- 8 – 9 AM Medicine Grand Rounds The Eugene A. Stead Jr., MD, Lecture
- 8 AM – 7 PM Registration
- 11 AM – 2:30 PM Clinical Science Day
- 2 – 4 PM Afternoon Tours
- 5 PM Department of Psychiatry Reception
- 6 PM Medical Alumni Dinner and Awards Presentation
- 6 PM Young Alumni Social*

Saturday, October 20

- 8 AM – 4 PM Registration
- 8 – 9:30 AM Pediatrics Breakfast
- 8 – 10 AM Ophthalmology Breakfast and Grand Rounds
- 10 – 11:30 AM Dean's Brunch
- TBA Tailgate Party
- TBA UNC-Chapel Hill vs Duke Football
- 5 PM 50th Reunion Class Half Century Society Induction Ceremony*
- 6 PM Half Century Society Dinner and Class Photos
- 6:30 PM Class Reunion Cocktails, Dinners, and Class Photos

Sunday, October 21

- 11 am Duke Chapel Worship Service

*Denotes class-specific or invitation-only event. Transportation schedules will be available at the registration desk. Please note buses will depart at least 10-15 minutes prior to the start of each event.

October 18–21, 2012

Duke *Medical Alumni Weekend*



Clinical Science Day CME Event

Friday, October 19


11 AM – 2:30 PM
Searle Center,
Duke University Medical Center

Luncheon Keynote Speaker
**James R. Gavin III, MD'75, PhD,
HS'76**

Faculty Presenters

Bernard Fuemmeler, PhD, MPH, MS
Barton Haynes, MD, HS'73-'75, FIDSA
Duane Mitchell, MD'01, PhD'01, HS'01-'03
Manesh Patel, MD, HS'97-'01, '02-'06
Michele Winn, MD, HS'92-'96, '99

This activity was approved for *AMA PRA Category 1 credit*.™ Transportation provided from the Washington Duke Inn. For more information and registration, go to medalum.duke.edu or contact Debbe Geiger at 919-660-9461 or debbe.geiger@duke.edu.



TO TRACK HIV
VACCINE RESEARCH
AROUND THE
WORLD, HAYNES
KEEPS BOOKS OF
DATA AND NOTES
ON EACH MEETING
AND PHONE
CONVERSATION



Bart Haynes combined his administrative genius and research acumen to create an investigative infrastructure like no other in medical science. CHAVI has organized big science and shifted the quest for an HIV/AIDS vaccine into overdrive.

COLLABORATION in a COMPETITIVE WORLD

BART HAYNES HAS THE FLU—in June, no less. It's somewhat ironic that the man who directs the Duke Human Vaccine Institute, an organization dedicated to creating vaccines for HIV/AIDS, tuberculosis and influenza, finds himself struck down. "I even took the flu vaccine," he says between snuffles. "We need to find a better one."

Despite suffering from an unpleasant summer bug, **Barton F. Haynes, MD, HS'73-'75**, Duke's Frederic M. Hanes Professor of Medicine and Immunology, has his gaze fixed firmly on HIV/AIDS, a disease for which no effective vaccine exists. The institute he established in 2005, the Center for HIV/AIDS Vaccine Immunology (CHAVI), is having a phenomenal year.

CHAVI has met the bold goal set by its founding seven-year, \$300 million grant. Haynes and company determined how HIV/AIDS works in the human body and described why it is a much more difficult opponent than was first imagined. In July, the original CHAVI grantor, the National Institute of Allergy and Infectious Diseases, issued a second seven-year grant, this one for \$140 million. The center's name was changed to CHAVI-ID, with the new letters signifying Immunogen Discovery.

CHAVI-ID's guiding purpose is to create a vaccine that can prevent initial HIV infection in humans. When CHAVI was first launched, investigators worldwide had no idea why time-tested techniques for vaccine development failed again and again with HIV. To answer that question, they had to learn their foe inside and out to figure out why the AIDS virus is so different from other pathogens. In the process, researchers made dozens of incremental advances that helped draw a detailed picture of their foe and, for the first time, define the rules of engagement.



BY GREG JENKINS

“Basically, in the last seven years we’ve come up with ways to deal with the diversity and the mutation of the virus,” Haynes says. “We know exactly what needs to be done...vaccine candidates and strategies are now being implemented and tried in nonhuman primates—Rhesus monkeys—and we’re also starting clinical trials to test the new generation of vaccines for their safety and for the types of protective immune responses they might induce.”

None of this work would have been possible—certainly not on this timeline—without a cry for change from within the HIV/AIDS research community, the ensuing bold steps taken by NIAID and the Bill and Melinda Gates Foundation, and Haynes’ creation of an entirely new investigative model that opened doors to a spirit of scientific collaboration.



Haynes helped raise money to build this school, M’tendere Presbyterian, in Lusaka, Zambia

“DON’T WORRY ABOUT GETTING FUNDED AGAIN...”

In 2003, Haynes was coming off an eight-year stint as chairman of Duke’s Department of Medicine to return to HIV research full-time. He and two dozen international HIV/AIDS research colleagues, including **Richard D.**

Klausner, MD’77, G’03(hon.), issued a cry for help.

Their paper in the journal *Science* stated, essentially, that the field was going nowhere. They proposed a new collaborative investigative model that would increase resources, prioritize and speed up the pace of research, reduce redundancy, standardize candidate vaccine testing, expand manufacturing resources, and increase capacity for international clinical trials. The call was to create a global HIV vaccine enterprise that would end competition between researchers and get them working together.

NIAID and the Gates Foundation responded to this urgent plea with resources never seen before in HIV/AIDS research. NIAID funded CHAVI, while Gates funded the Collaboration for

.....

THE CALL WAS TO
CREATE A GLOBAL
HIV VACCINE
ENTERPRISE THAT
WOULD END
COMPETITION
BETWEEN
RESEARCHERS
AND GET THEM
WORKING
TOGETHER.

AIDS Vaccine Discovery (CAVD). The two organizations worked in partnership to form the enterprise.

“Before that time, my lab was just another HIV lab,” Haynes says. “When CHAVI came out, the NIH said that you need to use these resources to help the field and solve the problem. Don’t worry about getting funded again. It was all in the context of CHAVI that everything changed. The field has just taken off because of this change.”

Now, the question was how to construct this brave new collaborative world. Haynes was well prepared to lead the charge on behalf of Duke, the five other research institutions in CHAVI, and the 92 organizations in 19 countries that made up the CAVD. He had a fully formed vision for the infrastructure that would bring the proposals of the *Science* paper to life. All it required was completely turning upside down the way research institutions and their staffs conduct themselves every day.

Haynes had four challenges in building his new model for research: 1) get everyone at CHAVI, from administrators to researchers, to buy in to the new model; 2) develop trust among the investigators so they felt safe sharing their data and ideas; 3) empower young investigators to work in teams but still pursue their own careers; and 4) make sure communication was enabled and encouraged.

The very first meeting of CHAVI in 2005 was a session in Durham that included 110 investigators recruited from around the world, NIH staff, and everyone’s administrators and financial people. “I said, ‘Everyone who thinks you’re going to help make this vaccine, stand up,’” Haynes says. “All the investigators stood up. And I said, ‘Now all of the administrators, and financial people, and grants people at NIH, you stand up.’ They all stood up. And I said, ‘The investigators won’t make a vaccine without you.’”

Haynes had realized earlier that one major problem with HIV research was that it moved so slowly that there would never be a vaccine in the lifetimes of the current researchers. CHAVI’s task was to move faster, and to move the investigators faster. Whenever a shared piece of information requiring action came to any staff member, the staffer was to move it forward with priority status. “The bottom line was that everyone in CHAVI was totally committed to the cause,” Haynes says.



Associate Professor Munir Alam, Medical Instructor Mattia Bonsignori, Bart Haynes, Associate Professor Georgia Tomaras

“It wasn’t just a job. That was a very important initial buy-in.”

The concept of scientific secrecy, long held in a world where investigators and labs competed for precious and dwindling grant funding, took a bit longer to change. Some scientists didn’t embrace the new paradigm right away, and Haynes took immediate steps to correct their understanding. Soon, an environment blossomed where people felt comfortable talking about confidential information and new ideas and understood they were going to be allowed to pursue those ideas.

Tony Moody, MD, a B-cell immunologist and CHAVI’s chief medical officer, says he loves being able to talk to his colleagues about how his ideas might mesh with theirs and how they might work together to solve a problem. He describes this as a common, and very important, occurrence. “We all have the freedom to do that, and we have the trust of all of our other faculty and collaborators here,” Moody says. “That’s the most important aspect of the vaccine institute.”

CHAVI was an important lifeline

“IT BECAME CLEAR TO ME THAT THIS WAS A HUMANITARIAN EMERGENCY.”

Bart Haynes

to young investigators who otherwise might have been left to struggle in what Haynes and his colleagues agree is, outside of CHAVI, the worst NIH funding climate in decades. “We went out and recruited the brightest and the best, and provided an environment in which they could thrive. Not only survive, but thrive,” Haynes says. “They also were totally committed to the nature of the project. In addition to doing good science, they were committed to working on AIDS and making a difference on a societal problem. That’s very admirable.” The director is also proud that his vaccine institute has strived to make sure young investigators receive credit for the work that they do, and that they are encouraged to submit

grants for their own research.

Ashley Trama, a talented PhD candidate in immunology, joined CHAVI because she had been involved in HIV research as an undergraduate, and she was looking for an outstanding mentor. “I would have a hard time working for five or six years on something with no relevance to humans and the greater good,” she says. “Working with Bart has been the perfect option for me in terms of mentorship, and on top of that, being able to study a virus that is so devastating.”

Haynes’ final concern in creating the structure for CHAVI was to ensure that within the team-based work and the expectations for continuous collaboration, researchers didn’t feel stifled. A constant stream of phone calls and e-mails made sure that teams moved forward and that the work was orchestrated so it could move as quickly as possible. But Haynes was careful that the structure didn’t stifle creativity. “We needed new discoveries to be made and new technologies to be developed,” he says. “We had to strike a balance between

timeline-driven research and research that allowed serendipity to occur.”

ON THE TRAIL OF A CANDY COATED KILLER

In the last seven years, CHAVI investigators have learned an enormous amount about the nature of HIV and how it evades attempts to elicit an immune response. Haynes explains that when HIV research began 25 years ago, investigators thought they would take the envelope (the outer protein) of the virus, make it as a recombinant protein, and induce neutralizing antibodies. That process was used to make successful vaccines for Hepatitis B and countless other pathogens.

Researchers discovered that HIV is one of the world’s most rapidly mutating life forms, a survival strategy that enables it to easily evade the human immune response. The virus integrates into human DNA, a finding that changed

way for a vaccine to work.

“With HIV, the rules are that we can’t allow someone to get infected, because once they’re infected, we can’t do anything about it,” Haynes says. “Once this bug goes into the host’s own genetic material, it becomes invisible to both antiretroviral drugs and to the immune system. That raises the bar considerably. We have to have what’s called sterilizing immunity. We have to be quite effective in preventing infection.”

But mutating by melding into human DNA is not HIV’s only trick. It also cloaks itself with a protective coating and camouflage. One bit of good news that helped focus research was the discovery by the CHAVI teams at Penn, Los Alamos, and Duke that although millions of strains of HIV exist in an infected person, in 80 percent of cases, only one virus is transmitted. This is the transmitted/founder virus, which

the virus envelope that would permit antibodies to bind there. Some of those spots are covered in sugar molecules to such an extreme degree that researchers refer to them as “candy coated,” and other spots look like human cells.

“The virus uses it as a perverse escape mechanism,” Haynes says. “The immune system is trained to not make responses against (human) cells, so as not to hurt ourselves and cause so-called autoimmune disease. It’s a very effective way of preventing the right response from being made.”

Further research by CHAVI and others found that there are some people who have been infected with HIV for long periods of time who begin to make the specialized antibodies that the body usually avoids making. Perhaps the immune system finally recognizes the invader and begins to fight it. Because the commonality of people living long lives after being infected with HIV is a relatively recent phenomenon, it took a while to discover this antibody production.

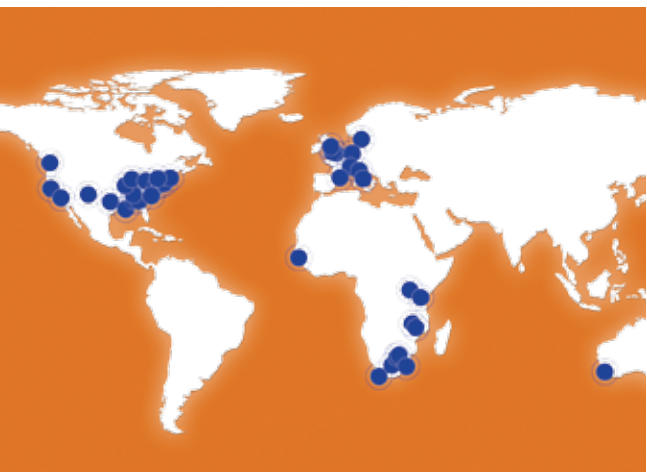
HOPE FROM THE OTHER SIDE OF THE WORLD

For many at CHAVI, the work of tackling perhaps the greatest global health challenge of our time is inducement enough to show up every day and do their best. For Haynes, there is a personal connection as well. He was confronted with the human toll of HIV/AIDS on his first trip to Africa in 2000, and later returned to Zambia, where he developed close friends and helped them raise funds to build a school. In the ensuing years, CHAVI developed a number of collaborator sites in Africa and Haynes returned several times.

“The need was just so profound,” he says. “Every family that I met had lost someone to AIDS. It was obvious that the vaccine was urgently needed. My lab, for the 10 years or so before that, had been operating on a scale that this was a scientific project. At that time, it became clear to me that this was a humanitarian emergency. It has been very gratifying

.....
 “CHAVI ... HAS BEEN A UNIQUE EXPERIENCE, AND SHOWED HOW TO WORK TOGETHER FOR BOTH GREAT SCIENCE AND THE GREATER GOOD.”

Bart Haynes



Blue dots show CHAVI research sites located around the world.

the rules for how an HIV vaccine must be crafted. For diseases such as mumps or rubella, a vaccine can be effective even if a person is already infected at a low level. The vaccine causes a quick immune response to occur and eradicates the infection before the pathogen can take hold and cause clinical disease. The person is protected from disease, but not infection. That’s a perfectly acceptable

quickly became the main target of CHAVI’s research.

Even with this breakthrough, it still wasn’t apparent why protective antibodies weren’t being induced by vaccinations aimed at the envelope protein. It was in researching transmitted/founder viruses that CHAVI investigators found its cloaking mechanism. The camouflage is necessary because there are spots on

for me to meet and form a lot of good friendships with people in Africa, working relationships, and transferring a lot of the technology that we developed to Africa to try to build laboratories there to help young scientists there, to build the future.”

Inspiration also came in 2009 from the results of a vaccine trial on the other side of the world. The RV144 trial in Thailand tested a combination of two existing vaccines that had failed individually. RV144 was the first trial to produce evidence that an HIV vaccine was possible. Its efficacy rate of 31.2 percent was far short of being adequate for implementation, but it ignited a bonfire of follow-up studies. Researchers turned RV144 inside out to determine what made it modestly effective.

After two years analyzing samples from the Thai trial, a global team led by Haynes determined that IgG antibodies specific to a particular region of the HIV envelope called V1V2 was associated with lowered infection risk in trial participants, and IgA antibodies somehow led to greater infection risk—likely by interfering with potentially protective antibodies. “That’s provided clues that we’re following to understand why RV144 worked, so the next vaccine can work better,” Haynes says.

That’s light years beyond where the HIV vaccine research field was seven years ago when CHAVI started. CHAVI’s success is the story of organizing big science and making it work for discovery. That’s an extremely rare occurrence, because big science is most often applied to technical problems. It becomes much harder when no one knows what the discovery will be.

“We had to organize to get specific tasks done, and for targeted creativity to solve specific problems on a basic science level,” Haynes says. “That was very difficult. We have now provided the methods for what we did to other groups who are forming consortia for discovery science. But basically, CHAVI has been a unique experience, and showed the way for how to work together for both great science and the greater good.” ■

The CHAVI-ID team

IN A WORD, the new CHAVI-ID will continue to be a collaboration, and collaboration among brilliant researchers has accelerated the pace of HIV/AIDS research in the past seven years and will continue to do so the next seven years. On a daily basis, investigators bounce ideas off one another, and samples are passed from lab to lab to extract different sets of data. CHAVI-ID is a complex web of teams and investigators working with other teams and investigators, supported by administrative and financial staff who keep track of data and make sure that the center stays compliant with the terms of the grant.

Center director Bart Haynes said that putting in place the support system for the investigators when CHAVI was originally formed was critical. The NIH’s grant conditions specified that 100 percent compliance was required, placing additional pressure on the fledgling research center to steward the money perfectly. If CHAVI couldn’t spend the money and get the work done, it would have been a disaster. Chief operating officer Tom Denny, along with associate director for finance Cherie Lahti and associate director for programs Kelly Soderberg, have kept CHAVI moving forward like the proverbial well-oiled machine.

“This team is the best team in the world at knowing how to administer large grants,” Haynes says. “When we got CHAVI, there had never been a research grant that size at Duke or anywhere. There was no one who could figure out how to administer such a grant—how to move that kind of money around in subcontracts. We had 110 subcontracts at any given time. It’s a massive effort, and our administration and our team had to learn it on the fly.”

For more information on the CHAVI scientific team please see the complete list online at medalum.duke.edu.

“WHEN WE GOT CHAVI, THERE HAD NEVER BEEN A RESEARCH GRANT THAT SIZE AT DUKE OR ANYWHERE.”

Bart Haynes



Graduate student Ashley Trama and Professor Larry Liao in the CHAVI labs in MSRB II.

Divine Intervention:



Doctors at the Divinity School: Richard Payne, Warren Kinghorn, and Raymond Barfield



It's plain to see that Raymond Barfield, MD, PhD, is passionate about making life better for the seriously ill children he sees every day, even the ones he can't save. He keeps a photo of one patient he lost years ago, named Ali, by his desk. But it was that deep, intense passion for his patients that almost led the pediatric oncologist to walk away from medicine altogether.

Death and dying may be part and parcel of a physician's job, but the struggle to remain focused on the medicine yet detached from the pain and suffering can create moral dilemmas and job dissatisfaction. Physicians who once saw themselves as heeding a higher call to help others can find themselves frustrated, burned out, or out of touch with the human side of medicine.

Currently the director of pediatric palliative care at Duke University Hospital, Barfield found himself in that very position while practicing in oncology and bone marrow transplantation at St. Jude Children's Research Hospital in Memphis, Tenn.

He remembers saying to himself, "I can't practice medicine with this kind of distance. The language of professionalism is too thin for me given the weight of what we're doing. And yet when I move close, I'm in so much pain. I can't die a thousand deaths as though every kid is my own."

A VERY SPECIAL PATIENT

Ali, a 12-year-old girl, and her family left a particularly lasting impression on Barfield while at St. Jude. Ali had survived neuroblastoma, an aggressive childhood cancer, as a 5-year-old, but the cancer returned. As Ali underwent treatment, Barfield found himself interacting with her in ways that he never had with a patient before, from singing the theme song to the *SpongeBob SquarePants* cartoon to engaging in serious conversations about spirituality. Ali died shortly after her 13th birthday, and Barfield spoke at her funeral.

"For the first time, I got a direct experience of what it's like to suffer," he says.

Through his experience with Ali and after years of witnessing physicians focus more on invasive treatments and technology than on what's most important to families as their children died painful deaths, Barfield came to realize that in order for him to stay in medicine, he had to rethink some



Ali, cancer patient

With this new partnership, the medical and divinity schools hope to cultivate caring, patient-focused physicians.

things about medical practice. So he set out on a journey to find a better model of care, one that involved being present with patients and focusing on the whole person.

ASKING WHAT'S WRONG WITH MEDICINE?

Barfield knows his experience is not unique, and that many physicians, regardless of whether they treat terminally ill patients, are struggling with feelings of frustration in their profession. A scan of scholarly literature will reveal numerous studies on physician empathy, and titles such as Jeffrey P. Bishop's *The Anticipatory Corpse* and Rita Charon's *Narrative Medicine: Honoring the Stories of Illness*, reflect

an awareness of the need for change in medical practice.

“It’s really hard to say what it is that so many physicians are dissatisfied with,” Barfield says. “You could start asking people (at Duke Hospital), is there anything wrong with modern medicine? And many of them would say there’s something wrong, but they’d have a really hard time saying what it is. They might say something like ‘Well, we’re overworked,’ or ‘Our intensive care units are filled with people who probably shouldn’t be there.’ Maybe, but I think there is a lot more to it than that.”

Barfield, who holds appointments in both the Duke University School of Medicine and the Divinity School, thinks Duke is in a unique position as one of only a handful of universities in the country that offer both medical and divinity degrees, and a partnership between the two schools might offer a key piece to solving the puzzle of physician dissatisfaction. He believes incorporating a new mindset and model of care early on in the careers of the next generation of doctors could make a meaningful and lasting difference in medical practice.

That’s why he’s part of a team that is establishing a new interdisciplinary program based at the Divinity School called Initiatives in Theology, Medicine, and Culture, which, with the involvement of faculty and students, will examine some of the ills facing medical education today and how better integration of the humanities can play a role.

REIMAGINING MEDICINE

Identified as a priority by Divinity School Dean Richard B. Hays, PhD, the initiative is in its early stages, but a few components are beginning to take shape, including a three-year project, called Reimagining Medicine, which will bring together scholars from the United States, the U.K., and Africa. **Warren Kinghorn, D’02, MD, HS’03-’07, ThD’11**, director of psychiatric emergency care at the Durham Veterans Affairs Medical

Center and assistant professor of psychiatry and pastoral and moral theology, plans to lead a mental health project that will examine how Christian communities have cared for persons with severe mental illness historically and in the present day. Richard Payne, MD, the Esther Colliflower Professor of Medicine and Divinity, will also play a role in the initiative.

“The Divinity School has long recognized the vital historic connection between faith communities and communities of medical practice; accordingly, we have worked to foster interdisciplinary conversations across the Duke campus,” says Hays. “This new initiative is one more way for us to prepare leaders in both these communities for the difficult yet crucial task of caring for individuals facing illness or death.”

THE MEDICINE-DIVINITY DEGREE

A major part of the initiative is expanding opportunities for medical students to pursue theological training. Beginning this fall, two medical students, **Amy Ehman, T’10, MSII**, and **David Arriola, MSIII**, will begin studying for divinity

formal dual degree program is expected to soon follow.


“There’re a lot of individuals who have these interests, but providing more of an infrastructure to support them is really important,” Kinghorn says. “We want Duke to be the kind of place where, if you’re interested in deep theoretical study within medicine, you don’t have to create your own path. Every medical school, including Duke, is looking for humanistically oriented medical students who are going to embody the best of what it means to be a physician.”

Described as pioneers by Barfield, Ehman and Arriola expressed an interest in pursuing divinity degrees after attending the Healing Arts Reading Group at the Divinity School. Open to students from all disciplines, the group’s bimonthly meetings frequently featured Duke doctors, nurses, other health professionals, and Divinity faculty covering topics such as end-of-life care, ethics, and theology.

Ehman, who holds an undergraduate degree in history and has interests in theater and creative writing, says she always has been drawn to the humanities but did not know a dual degree was an option until engaging in conversations with Barfield and others at the reading group.

Having completed her second year of medical school, Ehman will now spend the next two years earning a master of theological studies degree. One of those years will count toward her third year of scholarly research required by the medical school. Her research will examine whether evangelical Christians view depression as a medical problem, a purely spiritual one, or both.

Raised in an evangelical Christian household in San Diego, Ehman first became interested in the topic as an undergraduate after discovering that some of her friends were struggling with depression and had resorted to cutting themselves or developed eating disorders, yet they were reluctant to seek help



“THIS...IS JUST ONE MORE WAY...TO BETTER PREPARE LEADERS...FOR THE DIFFICULT YET UNDENIABLY IMPORTANT TASK OF CARING FOR INDIVIDUALS FACING ILLNESS OR DEATH.”

Warren Kinghorn

degrees. Divinity classes have always been open to medical students, and some students have completed their third-year research projects in the Divinity School as a part of the medical humanities track. However, this will be the first time Duke has sponsored dual degrees in medicine and divinity. A



“IF WE UNDERSTAND WHAT THEOLOGICAL BELIEFS ARE PREVENTING SOME EVANGELICALS FROM SEEKING MENTAL HEALTH CARE, CLINICIANS AND CLERGY CAN BETTER ADDRESS PATIENTS’ FEARS, CONCERNS, AND NEEDS.”

Amy Ehman

Medical students David Arriola, center, and Amy Ehman, far right, attend church at Cole Mill Road Church in Durham.

outside the church. They were unsure if it was a form of weakness to seek help from psychiatrists for something they had been told could be “prayed away.”

“It saddens me when people in the church cut themselves off from medical help,” she says.

Ehman was also heavily influenced by her grandmother’s health problems. After suffering a stroke, her grandmother wasn’t quite the same person that Ehman and her mother had known all their lives. Ehman says her grandmother “lost her personality,” became depressed, and attempted suicide.

“It was hard for my mom to come to terms with the fact that my grandmother couldn’t control what was happening to her,” she says of her mother, who also struggled to understand why her prayers weren’t enough. “I was curious why it was so difficult for her.”

Ehman’s research will involve surveying some of the larger evangelical churches in the Durham area. She believes studies such as hers could have implications for all physicians.

“If religion is important to their

patients, then physicians have to care, whether they believe in God or not,” she says. “The way I see it, if we understand what theological beliefs are preventing some evangelicals from seeking mental health care, clinicians and clergy can better address patients’ fears, concerns, and needs.”

Arriola also recently finished his second year of medical school and is pursuing a three-year master of divinity degree. He plans to research the role of ethics in medical professionalism and the moral formation of doctors in training.

What he is most looking forward to is having the time and freedom to explore his interests in ethics and the role of spirituality in medicine, topics he’s confident will make him a better and more caring doctor.

“The reasons I decided to go into medicine are more about the relationships I have with patients,” Arriola says, adding that as physicians and scientists continue to make more technological advances and as medicine becomes more specialized, “doctors run the risk of becoming dispensers of technology.” Instead, he

hopes to become a “moral agent.”

Once Ehman and Arriola finish their respective degrees at the Divinity School, they will then complete their fourth years of medical school. They both hope to eventually work in academic medicine.

Kinghorn himself took a less traditional approach to becoming a doctor by taking a leave of absence while a student at Harvard Medical School in order to pursue a master of theological studies degree at Duke, and he points out that the aim of the Initiatives in Theology, Medicine, and Culture project is not primarily to make physicians into ministers.

“We’re not interested in creating physicians that are going to try to speak theology to their patients as ordained ministers would do,” he says. “Rather, we want clinicians to be sensitive to the needs of patients who come from religious communities, and the kind of training we can offer will allow medical students and trainees to gain a conceptual vocabulary with which they can communicate, especially with religious communities and patients that come from religious communities.”



Edward G. Buckley, E'72, MD'77, HS'77-'81

Education: Duke University

Training: Duke University Medical Center, Bascom

Palmer Eye Institute at the University of the Miami

Current titles: Banks Anderson Sr. Professor of Ophthalmology, Professor of Pediatrics, Chief of the Division of Pediatric and Neuro-ophthalmology, Vice Dean for Education, Duke University School of Medicine

Edward G. Buckley, E'72, MD'77, HS'77-'81

Ed Buckley first came to Duke University in 1968 with his sights set on becoming an electrical engineer. But after earning an undergraduate degree in that field, he sought a career more directly and intimately connected to people and stayed at Duke to earn a medical degree. Countless children and adults around the world are grateful for that decision. Buckley has become a globally respected pediatric ophthalmologist for his expert surgical management of intraocular lens replacement in

Distinguished Faculty Award

infants following cataract surgery, and of strabismus, a debilitating condition that affects the muscles of the eye. He was among the early surgeons to perform intraocular lens replacement surgery on infants and developed a technique for better outcomes that has been standard practice for more than 25 years. After internship and residency at Duke, Buckley completed a two-year fellowship in pediatric ophthalmology and neuro-ophthalmology at the University of Miami's Bascom Palmer Eye Institute. He joined the Duke faculty in 1983. He currently is the Banks Anderson Sr. Professor of Ophthalmology and pediatrics and vice-dean for medical education. Buckley is the director of Duke's pediatric ophthalmology fellowship program, widely regarded as one of the best in the country. He is a former chair of the American Board of Ophthalmology, former chair of the Ophthalmology Section of the American Academy of Pediatrics, and past-president of the American Association of Pediatric Ophthalmology and Strabismus (AAPOS), which also honored him with a lifetime achievement award. He currently is the editor-in-chief of the *Journal of AAPOS*. In his role as vice-dean for medical education, Buckley was responsible for overseeing a major revision of the medical school curriculum in 2004, a successful Liaison Committee on Medical Education review in 2008, and he continues to lead and advocate for innovations in medical education. Buckley was closely involved in the design and planning of the innovative Mary Duke Biddle Trent Semans Center for Health Education that will open in 2013. He also was a key strategist in the launching of Duke's partnership with the National University of Singapore (NUS), a sister medical school based on the Duke medical curriculum, and he remains actively involved in the Duke-NUS alliance. Buckley has a grown daughter, Suzanne, who is an attorney in Raleigh. He lives on 20 acres in northern Durham.

David L. Epstein, MD, MMM

Ophthalmology may not have been his first choice, but it turned out to be the perfect choice for David L. Epstein, MD, MMM. After he discovered a love for studying the human eye, he spent more than 35 years working to make life better for patients affected by eye diseases, particularly glaucoma. During medical school at Johns Hopkins University, Epstein had the opportunity to complete an elective at Guy's Hospital in London for six months. He had intended to study pediatrics, but his preceptor fell ill, and Epstein had to pick another field. Choosing ophthalmology put Epstein on the path to eventually becoming an internationally recognized expert and influential leader in the field. After completing training at the Massachusetts

Distinguished Faculty Award

Eye and Ear Infirmery (MEEI) at Harvard University, he remained there and established himself as a leader in glaucoma research alongside Paul Chandler, MD, and Morton Grant, MD, who were international glaucoma leaders. Epstein went on to become director of the glaucoma service at MEEI and was on the Harvard faculty for 15 years. In 1992, he joined Duke, where his leadership has helped the Duke Eye Center become one of the top ophthalmology centers in the country. The Joseph A.C. Wadsworth Clinical Professor and chair of the Department of Ophthalmology at Duke, Epstein focuses his research on understanding the abnormal tissue in glaucoma and how fluid exits the eye. His laboratory has developed novel outflow-regulation drugs that can decrease the progression of glaucoma. One therapy is currently in phase II human testing. Epstein holds 10 patents related to ophthalmic patient care and treatment and was a founder of Aerie Pharmaceuticals, a biotechnology company dedicated to the discovery and development of novel glaucoma treatments. He also has a special interest in fostering the careers of physician-scientists in ophthalmology. He has served on many national scientific advisory boards, often as chair. He was president of the Association of University Professors of Ophthalmology from 2011 to 2012. His awards and honors include receiving the Alcon Research Institute Award and the Ulmer Award for Research in Ophthalmology. The Association for Research in Vision and Ophthalmology honored him with the Mildred Weisenfeld Award for Excellence in Ophthalmology. In addition to undergraduate and medical degrees from Johns Hopkins, Epstein holds a master's degree in medical management from the Tulane University School of Public Health and Tropical Medicine. Epstein and his wife Susan live in Bahama, N.C. Their son **Michael T' 96**, is an associate professor of human genetics at Emory University.



David L. Epstein, MD, MMM

Education: Johns Hopkins University, Tulane University School of Public Health and Tropical Medicine, New Orleans, La.

Training: Massachusetts Eye and Ear Infirmery, Boston, Mass.

Current titles: Joseph A. C. Wadsworth Professor of Ophthalmology, Chair of the Department of Ophthalmology, Duke University School of Medicine

Mark F. Newman, MD, HS'88-'89

Having grown up on a farm in Owensboro, Ky., with a full complement of cattle, hogs, and sheep, a natural career path for Mark Newman could easily have been veterinary medicine. But the hard-working farmer's son sought more intimate connections with his patients and chose the human variety instead. Anesthesiology grabbed his interest early and his impact on the field has been profound. Best known for his two decades of far-reaching research on neurocognitive decline after surgery, Newman, the chair of the Duke Medicine Department of

Distinguished Faculty Award

Anesthesiology, has helped to identify pre- and post-operative risk factors for cognitive decline following surgery. His discoveries regarding the management of body temperature and glucose levels to improve

cognitive outcomes are widely used today. He earned a medical degree at the University of Louisville in Kentucky and completed residency in anesthesiology at Wilford Hall United States Air Force Medical Center in San Antonio, Texas. He came to Duke in 1988 for a cardiac anesthesia fellowship under pioneering anesthesiologist Joseph "Jerry" Reves, MD, who ignited Newman's passion for neurological outcomes research. Newman returned to Wilford Hall to serve as director of research and chief of cardiothoracic anesthesiology. During that time, he also held an appointment at the University of Texas Health Sciences Center as a clinical assistant professor. He returned to Duke in 1992 to lead the Division of Cardiothoracic Anesthesiology and Critical Care Medicine to international prominence. Newman went on to become a pioneer in the field, having largely defined the now widely accepted demographic, procedural, and genetic risk factors for outcomes-based research. He became full professor of anesthesiology and vice-chairman of the Department of Anesthesiology in 1999, and was named chair of the department in 2001. Also in 2001, Newman was recognized for his expertise by his appointment as the first medical director of the Global Perioperative Research Organization, a joint venture between the International Anesthesia Research Study Society and Duke University's Clinical Research Institute. In 2004, he was named the Merel H. Harmel Distinguished Professor of Anesthesiology. In 2006, he was awarded The Bernard H. Eliasberg Medal for significant contributions to the field of anesthesia, critical care, and pain management. He currently is principal investigator on the largest perioperative study ever conducted to reduce mortality and stroke in patients undergoing cardiac surgery. More than 10,000 patients are enrolled worldwide. Newman and his wife Susan live in Durham and have three children, Sarah, T'07, Jack, a senior at Trinity University in San Antonio, Texas, and Catherine, a Duke freshman.



Mark F. Newman, MD, HS'88-'89

Education: Western Kentucky University, Bowling Green, Ky.; University of Louisville, Kentucky

Training: Wilford Hall United States Air Force Medical Center, San Antonio, Texas; Duke University Hospital


Current titles: Merel H. Harmel Professor of Anesthesiology, Chair of the Department of Anesthesiology, Professor of Medicine, Duke University School of Medicine; Medical Director, Global Perioperative Research Organization, Director, Perioperative Organ Protection Consortium, Duke University Medical Center

Robert Goldenberg, MD'68

As a Duke medical student, Robert Goldenberg says his OB-GYN clerkship was the only one that made him happy to get out of bed in the morning. Shortly after meeting his chief resident, **Charles Hammond, MD'51, HS'61-'64, '66-'69**, Goldenberg knew he had found a calling as an academic obstetrician and gynecologist. After graduation, then-chair Roy Parker, MD, aided Goldenberg in his successful quest to follow Hammond's path to the NIH for a research fellowship. Goldenberg has dedicated his professional career to evidence-

Distinguished Alumnus

based obstetrics and the prevention of pre-term birth and maternal and fetal mortality in this country and developing countries. After completing the NIH fellowship, he went to Yale University, where he completed residency training and joined the faculty in 1974. He moved to the University of Alabama at Birmingham in 1976 and rose to become a distinguished chairman of the Department of Obstetrics and Gynecology and is credited with establishing one of the country's leading OB-GYN departments. He also served as director of the Center for Women's Health and as a professor in the Department of Maternal and Child Health at the School of Public Health. While still a junior faculty member in 1976, he was named Director of the Alabama Maternal and Child Health Bureau, where working with physicians throughout the state, he standardized obstetric and pediatric care services in all Alabama county health departments and succeeded in reducing infant mortality by one-third in just three years. At a time when computer data systems were in their infancy, he created an obstetrics electronic medical record system that helped propel the University of Alabama at Birmingham to first in NIH grants for OB-GYN departments. Second only to Mississippi in infant mortality when Goldenberg began his career, Alabama became a model for the provision of maternal and newborn health services. Later, he took this model to Zambia with funding from the Bill and Melinda Gates Foundation. He continues to work with the Gates Foundation to develop cost effective, evidence-based models of obstetric and newborn care to save the lives of women and their babies in developing countries. Goldenberg has in excess of 550 peer-reviewed publications and has served as an advisor to many national boards and private and federal organizations on maternal and child health. He has three children—two sons and an adopted daughter from Korea—and lives in Madison, Connecticut.



Robert Goldenberg, MD'68

Education: Columbia University, Duke University

Training: Duke University Medical Center, Columbia University, National Institutes of Health, Yale University School of Medicine, the University of Alabama at Birmingham

Current title: Professor of Obstetrics and Gynecology, Drexel University, Philadelphia, Pa.

James R. Urbaniak, MD'62, HS'62-'69

As a child, Jim Urbaniak yearned to play ball. But because of a bout with rheumatic fever at the age of 7, he wasn't allowed to play until he became a freshman in high school. Once started, there was no stopping Urbaniak—on the football field, basketball court, or track. He was recruited by the legendary Bear Bryant to play football for the University of Kentucky and was both *Phi Beta Kappa* and the fastest player on the team. Later, in medical school at Duke, where he was elected to *Alpha Omega Alpha*, Urbaniak was impressed by giants in the field of orthopaedic surgery—Lenox D. Baker, MD'34, J. Leonard

William G. Anlyan, MD Lifetime Achievement Award

Goldner, MD, HS'46-'50, and Frank H. Bassett III, MD, HS'49-'55. He completed residency training and spent his entire career at Duke, serving as chief of the Division of Orthopaedic Surgery from 1985-2002 and attaining the distinguished Virginia Flowers Baker Professorship

in Orthopaedic Surgery. Urbaniak was an early pioneer in reconstructive surgery for severely traumatized arms and legs, and he built one of the country's preeminent microvascular surgery programs at Duke to reattach severed limbs. He received orthopaedic surgery's highest honor, the *Kappa Delta* Award from the American Academy of Orthopaedic Surgery, for his research in microvascular surgery and replantation. One of his greatest accomplishments was restoring life to hip joints destroyed by avascular necrosis, a disease that affects people younger than 35. Total hip joint replacement was the only option for these patients, but it would often require multiple surgeries, since joint replacements may only last about 15 years or less in these young patients. Urbaniak developed a technique to transplant a live bone fragment from the small calf bone, the fibula, into the dead hip joint. He used microvascular surgery to restore blood flow and succeeded in bringing the hip joint back to life. Among many honors and awards, Urbaniak has served as president of the International Federation of Societies for Surgery of the Hand and the American Board of Orthopaedic Surgery. Urbaniak is a 2002 recipient of the Duke Medical Alumni Association Distinguished Faculty Award. He is married to Martha Shawger "Muff" Urbaniak, N'67, and they have two grown children, Michael and Kathleen.



James R. Urbaniak, MD'62, HS'62-'69

Education: University of Kentucky, Duke University

Training: Duke University Medical Center

Current title: Virginia Flowers Baker Professor of Orthopaedic Surgery, Duke University School of Medicine



Ginny Lang, center, works with staff in the shop.

Nearly New Shoppe Awards \$1 Million in Scholarships

The Nearly New Shoppe, founded in 1968 by a determined and dedicated group of medical faculty wives, has this year broken the \$1 million mark in scholarships awarded to Duke medical students.

According to **Ginny Lang, N'67**, president of the Medical Faculty Wives and a volunteer for the last 30 years, the shop has had its best sales ever for each of the last two years.

"We have lines 30-40 deep every Monday before we open," says Lang. In addition to helping medical students, the shop has a mission of providing quality merchandise at a reasonable price. Lang says it's the only thrift shop she knows of with a .25 cent rack. She and the staff, which consists of three and a half paid staff and 75-100 volunteers, also enjoy getting to know regular customers.

Each year, the shop's profits are invested in an endowment that is managed by Duke University Management Company. Interest dividends have generated approximately \$800,000 a year for the last several years.

Duke prides itself on keeping medical student debt below the national average, but it's getting tougher and tougher, due to rising costs and rapidly disappearing federal funding for scholarships, according to Stacey McCorison, director and dean of medical education administration. This year, **Cecilia Spach, P'74**, treasurer, received authorization to dip into its reserve fund for an additional \$200,000 to honor the shop's founder, the late Ethyl Wyngaarden Teer.

Medical Faculty Wives Scholarships, as they are officially named, are awarded to students based on need.

Donations of gently used clothing, shoes, books, and household goods are greatly appreciated and can be arranged by calling the shop at 919-286-4597. The shop is open from 10:00 a.m. - 5:00 p.m. on Monday and Fridays, and from 10:00 a.m. - 2:00 p.m. Tuesday, Wednesday, Thursday, and Saturday. Anyone wishing to volunteer is encouraged to call.

Blue Cross Gift Supports Medical Education

Blue Cross and Blue Shield of North Carolina has given a \$250,000 gift to Duke University School of Medicine in support of the Primary Care Leadership Track and the building fund for the Mary Duke Biddle Trent Semans Center for Health Education.

The Trent Semans Center, scheduled for completion in November, was recently named to honor beloved Duke benefactor, the late Mary Duke Biddle Trent Semans. (See article on back cover.) It is the first comprehensive facilities upgrade for medical education since the School of Medicine opened in 1930 and is designed to accommodate new team-based, inter-professional learning and educational simulation facilities.

The four-year Primary Care Leadership Track, now in its second year, is designed to train physicians who can take leadership roles as change agents in community health and primary care. It builds on a longstanding partnership between Duke and the Durham community to understand the causes of health disparities, create a strong research focus on community engagement, and learn how to redesign clinical programs to better serve patient needs at the individual and population levels.

"We share with Blue Cross a commitment to lead changes in health care that will improve health and provide better care for chronic disease, as well as prepare future leaders in primary care," said Dean Nancy C. Andrews, MD, PhD. "We are very proud to recognize their support with permanent named space in our new building." The gift will name the office of the vice dean for medical education.

Funds from the gift will be used to address the greatest challenge to providing physician training at community-based sites—securing enough preceptor sites and building consistency in curriculum and training materials.



BlueCross BlueShield of North Carolina

"We share with Blue Cross a commitment to lead changes in health care that will improve health and provide better care for chronic disease, as well as prepare future leaders in primary care."

Nancy C. Andrews

Longtime Love of Duke and

Classic Cars

Inspire Massey's Reunion Bequest



Massey with his '52 Bentley

William J. Massey III, T'58, MD'62, discovered true love pretty early in life. It was around the age of 10, when he first became enamored with all things related to Duke and cars. He'll never forget the first time he saw a 1946 Lincoln Continental pull into his neighbor's driveway. Neither would he forget the time he visited his sick grandfather at Duke University Hospital. That visit left him with such a favorable impression of Duke's doctors and nurses, he decided right then that he'd return one day for medical school.

Today Massey has found a way to combine his two loves in a unique and lasting way. In honor of his 50th medical class reunion this year, he established a \$100,000 bequest in the form of a 1952 Bentley Mark VI and 1967 Jaguar Mark II.

A longtime vintage car collector and Duke supporter, Massey says, "Duke has meant so much to me that for this 50th Duke medical school reunion, I want to make a special gift of my most prized possessions—my vintage automobiles, or proper motor cars as the Brits call them."

Both cars have won Best in Show at car shows across the country, and his two Duke degrees have also offered a fair number of rewards for the physician, who is now in his 44th year of internal medicine practice in Williamsburg, Va. "Duke has been important in my practice," he says. "My Duke credentials have been a big plus."

Fervent support of Duke is something Massey says runs in the family, which consists of three generations of Duke grads, including his late father **William J. Jr., T'22**, and son, **Gant, T'86, PhD**.

"I believe in giving back," he says. My father gave to Duke until his death in 1964. It's always been a part of me."

For more information about how you can make a difference through a Duke Medicine planned gift, please contact:

Joseph W. Tynan, JD
Director of Gift and Endowment Planning
Duke Medicine Development and Alumni Affairs
512 S. Mangum Street, Suite 400
Durham, NC 27701-3973
tynan002@mc.duke.edu, or 919.385.3114.

Visit us on the web at dukemedicine.org/giving.

1940s

Stanley Karansky, MD'41, has been busy making plans for his 96th birthday. He's eager to hear from any fellow classmates by mail at 2916 Tice Creek Drive # 9, Walnut Creek, Calif. 94595, phone at 925-979-0280, or e-mail at calazcal88@yahoo.com.

Ullin W. Leavell Jr., MD'45, HS'45-'46, of Lexington, Ky., had a dermatology professorship named in his honor at the University of Kentucky College of Medicine last year.

Carl M. Voyles Jr., MD'45, HS'48-'52, was the 2012 winner of the Key Royale Club's men's 75 and older nine hole handicap championship tournament in Holmes Beach, Fla. He and his wife Joan live in Anna Maria, Fla.

Louis G. Harris, MD'48, and his wife Edith are living in a retirement community in Carlsbad, Calif. He serves on a medical liaison committee that oversees a skilled nursing and extended care facility.

addition will add a second operating suite, and a second ophthalmologist will be hired. Sinskey and his wife Loraine live in Santa Monica, Calif.

1950s

Spencer S. Brewer Jr., MD'52, HS'54-'56, is looking forward to attending his 60th Duke medical school reunion in October. At age 85, he and his wife Nancy are in good health, a fact he attributes to having good genes, not using tobacco, "drinking only the best of scotch whiskey in moderation, the pleasure of raising three wonderful children, and sustaining the activity of loving one another as much as possible since 1946." The couple lives in Atlanta, Ga.



▲ **Gerard Marder, MD'52, HS'54-'56**, and his wife Joan have moved from Asheville, N.C. to a retirement community in Burlington, N.C. They are enjoying meeting a lot of new people. They still plan to winter in Miami. They are pictured on a recent trip to Yellowstone National Park.

Henry "Hank" L. Wright Jr., MD'52, of Boca Grande, Fla., writes a column, "Curbstone Consult," for the *Boca Beacon*. In April, he participated in the 20th Annual Hank Wright Golf Tournament, which raised more than \$170,000 for the Boca Grande Health Clinic. He and his wife June have three daughters who all live in Tampa. One

daughter, who is executive director of the Tampa General Hospital Foundation and senior vice president of Tampa General Hospital, was recently honored by the Girl Scouts of West Central Florida as a 2012 Woman of Distinction.

James M. Sloan III, MD'56, is moving to The Pines at Davidson, a retirement community in Davidson, N.C. He said he recently survived a visit to the emergency room and ICU, and once his rehab is complete, he's looking to play a round of nine holes of golf. He said one of the most fascinating books he's read recently is *The Healing of America*, that compares health care in the U.S. to all other countries in the world.

Billy F. Andrews, MD'57, presented the lecture "Impressions and Influence Upon My Life of Major General Harry G. Armstrong," at the 13th annual meeting of the Southern Association for the History of Medicine and Science in Memphis, Tenn. In May, he attended the 41st annual meeting of the American Osler Society as a past president. He and his wife Faye, WC'60, live in Floyd Knobs, Ind.



▲ **Floyd L. Wergeland Jr., MD'58**, of Bonita, Calif., is a docent and member of the Board of Directors for the Living Coast Discovery Center (formerly the Chula Vista Nature Center) in Chula Vista. He and one of the center's inhabitants, TyTo

the barn owl, were featured in San Diego Gas and Electric's March/April 2012 newsletter for environmental education. A former chief of ophthalmology at Walter Reed Army Medical Center, Wergeland currently is an adjunct professor of surgery at the Uniformed Services University of the Health Sciences. His step-grandson is a student and player on Columbia University's baseball team and was previously recognized at one of Duke's baseball camps.

Harold A. Wilkinson, MD'59, PhD'62, HS'61-'62, is semi-retired from neurosurgery at Massachusetts General Hospital in Boston and consulting and teaching two days a week. He has published two humor books, *True Tales from Old Vermont*, and *Jokes from the Internet*. Both are available on amazon.com. His wife Alice plays and teaches piano. They live in Wellesley Hills, Mass.

1960s

Paul C. Cronce, T'54, MD'60, celebrated his 80th birthday on Christmas Day 2011. His oldest son, Allen, runs PACE Anti-Piracy Inc., a software protection company in Campbell, Calif., and lives in San Jose with his wife and two children. His middle son, Scott, is chief technology officer of Electronic Arts and lives with his wife in Pacifica, Calif. Cronce's youngest son, Thomas, lives with him in Atlanta.

Marcus A. Conant, T'58, MD'61, HS'61-'62, was honored in March with a Public Health Heroes award from the University of California-Berkeley. Conant, a dermatologist and HIV/AIDS primary care physician, was recognized for his lifetime efforts in preventing and treating HIV/AIDS. He runs

the Conant Medical Group in San Francisco, where he lives.



▲ **W. Taylor Johnson, MD'61**, is retired from practicing dermatology and now serves as the president of the board of directors of The Frank H. Kenan Chapel and Landfall community in Wilmington, N.C., where he lives with his wife Bettie.



▲ **Kenneth Kahn, MD'62, HS'62-'63**, and his wife Norma have lived in Costa Rica for 13 years to be closer to their grandchildren, and still enjoy it very much. Their oldest grandchild is in medical school there. Their favorite activities are hiking and travel. Norma continues to paint, and Kenneth makes videos of their travels.

David T. Pitkethly, MD'61, donated neurosurgical supplies and equipment worth \$100,000 to the neurosurgery department at Moi Teaching and Referral Hospital in Kenya. He and his wife Mara, a registered nurse, visited the hospital under the auspices of the Foundation for International Education in Neurological Surgery. While there, Pitkethly worked with the hospital's neurosurgeon at the neurosurgery clinic for two weeks and was involved in the



▲ **Robert M. Sinskey, MD'48, HS'48-'49**, has broken ground on an addition at The Sinskey Eye Institute in Addis Ababa, Ethiopia that will double the current size. It serves 12,000 patients annually for a variety of eye problems, including cataracts. Ethiopian surgeons perform roughly 900 operations annually using the latest intraocular lens implants. The

medical students' instruction program. The donation was made possible through the efforts of the American companies Styker, Medtronic, Aesculap, and Integra. Pitkethly is a professor *emeritus* at the University of Washington's Department of Neurosurgery. The Pitkethlys live in Bellevue, Wash.



▲ **Thomas E. Powell III, MD'61**, is chairman of Carolina Biological Supply Company in Burlington, N.C. The company received the 2011-2012 North Carolina Family Business of the Year Award from the Wake Forest University Family Business Center and the magazine *Business North Carolina*. The company was founded in 1927 by Powell's parents. He and his wife Betty Yeager Powell have three children, Lummy Barnes, Thomas Powell IV, and Caroline Rogers. All are staff members in the family business. The Powells live in Burlington.

Robert K. Yowell, MD'61, HS'64-'69, and his wife **Barbara, BSN'62**, celebrated their 50th wedding anniversary on June 30 but observed the event early with a trip to Hawaii to see the Duke men's basketball team play at the Maui Invitational. The Durham couple was expecting their seventh grandchild in August. Their son **Rob, T'88**, is president and CEO of Gemini Sports in Phoenix, Ariz. Their daughter **Sally, T'90**, is chief of cancer pharmacology at Duke. Their son **Charles, T'92, MD'00, HS'00-'06**, chief of

urology at Baptist Health Care in Pensacola, Fla., was married in March of this year.

William A. Baxley, E'55, MD'62, HS'62-'63, retired in 1997 after 30 years as professor of cardiology at the University of Alabama Medical School. He currently is writing a layman's book titled *Life in the Hospital*. Baxley has three sons, all with families. In 2000, he married Patricia Boswell, a registered nurse. They split their time between Birmingham, New Orleans, Montana, and Florida.

C. Thomas Caskey, MD'62, HS'63-'65, professor of genetics at Baylor College of Medicine, and his colleagues completed the genome sequencing of 81 members of the Young President's Organization (YPO) that unites more than 20,000 business leaders aged 45 and younger in more than 120 countries. The study provided genetic diagnosis of their illnesses, genetic risk for their offspring, and identified disease risk in the categories of diabetes, colon and breast cancer, and cardiovascular. The project won the International YPO Educational Program Award, which was presented in Singapore. Caskey and his wife **Peggy, WC'61**, have a daughter **Caroline, T'88**, and live in Houston.

Donald H. Frank, MD'62, is a retired neurosurgeon but is staying active in the field. Last year he went to Peru to teach on behalf of the Foundation for International Education in Neurosurgery. His wife Cynthia is editor at *Elle Décor*. They have a daughter, two sons, and a granddaughter, and live in New York City.

Emile Louis Gebel Sr., T'58, MD'62, HS'62-'66, is vice president of Shagreen Nursery & Arboretum, a garden center in Shelby, N.C. Shagreen is a large vendor on plant sale days at Duke University and Stowe Botanical Gardens in Belmont, N.C. His son Lou married an OB-GYN doctor in 2010.

Leslie C. Norins, MD'62, PhD, says his third try at retirement "has been narrowly successful so far." He is a 38-year medical publisher and new topics keep cropping up. This year he and his wife Rainey will attend a reunion at Hall Institute in Melbourne, Australia, where he trained in immunology. The couple will then head to England, where they will take an adult education course at Oxford. They live in Naples, Fla.

Norman B. Ratliff Jr., MD'62, HS'62-'63, '65-'69, of Montrose, Colo., married his wife Linda in 2010. His first wife Duane died from complications of Alzheimer's disease in 2009. He is enjoying retirement and spending time with his three children and six grandchildren who live in Colorado, Minnesota, and New Mexico.

Tolbert S. Wilkinson, MD'62, HS'62-'64, a cosmetic and plastic surgeon, is cutting back professionally and working 2-3 days a week. The tattoo removal program he founded is now in five countries. He is planning a fourth book, this one "about funny stuff in plastic surgery." He and his wife Suzanne live in San Antonio, Texas.




▲ **A. Everett James Jr., MD'63**, has written two new books that will be coming out soon. *Knights in White* is a novella about the competitive nature of American academic medicine. While fictional, he says it embodies the sometimes contentious nature of the higher echelons of the profession. The second book, *Painters of the Tar Heel State*, is being co-written with Timothy S. Power. James and his wife Nancy Farmer live in Chapel Hill.

Angus M. McBryde Jr., MD'63, HS'67-'71, has returned to the Carolinas, where he is now a professor of orthopaedics at the University of South Carolina. He handles the ankle and foot service there. He previously spent seven years practicing at the Andrews Sports Medicine & Orthopaedic Center in Birmingham, Ala., and leading the ankle and foot fellowship. In 2010, he received the Sports Person of the Year Award from the Alabama Athletic Trainers' Association.



▲ **Lewis M. Flint Jr., T'62, MD'65**, of Chicago, currently serves as editor in chief of *Selected Readings in General Surgery*, which is a publication of the Division of Education of the American College of Surgeons. In December 2011, he was elected president of the Southern Surgical Association.

John N. Cook, MD'66, is enjoying retirement by fishing, hunting, gardening, and raising fruits, nuts, and berries. He and his wife Mary live in Opelika, Ala.



▲ **Emanuel Newmark, MD'66**, was presented the John R. Brayton Jr., MD Leadership Award by the Florida Society of Ophthalmology. His NIH-funded research established Natamycin as a new treatment for fungal corneal ulcers. He has published numerous articles on diseases of the eye and is a contributor to four textbooks. He is a recipient of the American Academy of Ophthalmology Achievement Award, as well as many awards from other organizations. He and his wife Heidi live in Atlantis, Fla.

Herbert E. Segal, MD'67, has established and currently manages a small business to restore low-income housing. Retired since 2010, he also is active in a variety of retired military, community, and scientific organizations. He and his wife **Patricia, WC'67**, have three children and nine grandchildren, all who now live in North Carolina.

Roger J. Porter, MD'68, is chief scientific officer of the Epilepsy Therapy Project, a non-profit organization advancing new therapies for people living with epilepsy. Porter is a consultant to the pharmaceuticals industry, primarily in the development of antiepileptic drugs. He also is adjunct professor of neurology at the University of Pennsylvania, and adjunct professor of pharmacology at Uniformed Services University of the Health Sciences. He and his wife **Candace, WC'68**, live in Devon, Penn.

1970s

Walter R. Schmits, MD'70, is grandfather to a 3-year-old girl adopted by his daughter Lisa and her husband Matt, who also have three sons. Schmits and his wife Patsy Uzzell live in Mount Olive, N.C.

John C. Alexander Jr., T'68, MD'72, HS'71-'73, '75-'80, retired last fall but still does medical device consulting. He spent much of his career in cardiac thoracic surgery at various academic medical centers. He and Carol—his wife of 44 years—have three sons, Chuck, David, and Christian, and five grandchildren.

Dana K. Andersen, T'68, MD'72, HS'72-'74, '76-'80, retired from clinical surgery and academic surgery administration at Johns Hopkins University and returned to full-time research activities, overseeing research in digestive diseases at the National Institute of Diabetes and Digestive and Kidney Diseases. He describes his new position as “more fun” and having better hours. His wife Cindy continues her busy pediatric surgery practice at Children's National Medical Center in Washington, D.C. Their daughter Ashley is an executive with Capstone Publishing Co. in Minneapolis, Minn., and their daughter Lauren is a policy analyst in the White House Office of Science and Technology. Their youngest children, Katie, 10, and twins, Thomas and Olivia, 8, live with them in Silver Spring, Md.

Clinton F. “Rick” Miller II, MD'72, continues practicing general adult neurosurgery as a founding partner of Coastal New Hampshire Neurosurgeons in Portsmouth, N.H. In May, he was visiting professor of neurosurgery at the Neurological Institute of Case Western Reserve University Medical School. He recently performed an invited piano recital at the dinner of the joint boards of the American Association of Neurological Surgeons and the Journal of Neurosurgery in Denver. His wife's name is Laurel, and he has three sons and a daughter and “no grandchildren yet.” He lives in Portsmouth.

Tai-Po Tschang, MD'72, has served as chief of pathology at St. Agnes Medical Center in Fresno, Calif., for 26 years. In his free time, he enjoys Beijing opera singing, reading, traveling, and playing golf. His son,

Chi-Chu, T'96, graduated from MIT Sloan School of Management with an MBA in June. His son Chi-Young is an assistant superintendent of Achievement First charter schools in New York City. His daughter Chi-Jia works in Hong Kong and was married in Beijing in September.

Jeffrey W. Wilson, T'68, MD'72, HS'72-'74, '76-'79, retired in January 2001 but returned to work in July that same year. He's practicing rheumatology at Central Virginia Family Physicians in Lynchburg. He authored the chapter, “Vitamin D and Sjogren's Syndrome” in the *The Sjogren's Book* published in 2012. He and his wife **Sandra, WC'68**, have two daughters and three grandchildren. They live in Lynchburg.



▲ **Paul S. Auerbach, T'73, MD'77**, the Redlich Family Professor of Surgery at Stanford School of Medicine, has released the sixth edition of his book *Wilderness Medicine*, considered the premier book in the world on the specialty. The book—which has more than 2,000 pages and weighs 11 pounds—has found special relevance in the past several years with physicians and volunteers who respond to large-scale natural disasters. It also is used by those who hunt, fish, backpack, kayak, dive, and partake in extreme outdoor adventures. It offers topics on everything

from treating snakebites and frostbite to chemical burns and shark bites. It is available on amazon.com. He and his wife Sharon have three children and live in Los Altos, Calif.

James M. Horton, MD'77, recently was selected as chair of the guidelines committee for the Infectious Diseases Society of America. His wife Kathy practices pediatrics part time. Their daughter Sarah works as an interior designer in New York City and had plans to marry in June.




▲ **Lyn A. Sedwick, MD'78**, continues to practice neuro-ophthalmology in Winter Park, Fla. She and her husband Jerry Shuster, MD, live in Orlando, Fla. Their son, **Eric, T'12**, graduated from Duke in May with a degree in psychology and hopes to attend graduate school. Their daughter Jill is a junior at Wake Forest University. Sedwick writes that she was happy to spend time with classmate, **Elizabeth A. Harden, MD'78, HS'81-'84**, and her husband Richard Hoefler at a convention they attended in Orlando and when they visited with them in Newport News, Va., while Jill attended a rowing camp in Virginia last year.

1980s



▲ **James R. Dykes, T'73, MD'80**, retired from medicine in 2009 to return to farming. He is pictured harnessing his draft horse Elmer. He said his morning rounds now consist of tending to his farm and the needs of his cattle, goats, chickens, and pigs. His farm, which he named The Hundred Acre Wood, is in Rougemont, N.C., just 30 minutes from Duke. He says he has never been happier. He also recently received training through Duke Integrative Medicine in integrative health coaching and loves the work, which he says helps to pay for his “farming habit.”



▲ **Douglas J. Sprung, MD'80, HS'80-'83**, and his wife Denise have published a book called, *Lose Weight, Get Healthy, and Be Happy*, that is available on amazon.com. The book is based on the rice diet program that they conduct in Altamont Springs, Fla., which was inspired by the original rice

continued on page 30

Deep Christian Faith Sustains Catena on Sudan Mission

Daniel, a 13-year-old boy, heard the planes coming and knew that bombs would soon follow. Like everyone in his small Sudanese village east of Darfur, he ran for cover. As the explosives landed, all he could find for shelter was a tree, which he threw his arms around like it was a loved-one suddenly raised from the dead.

Debris and shrapnel pierced his body, shearing off both of his hands.

Miraculously, he survived the attack by the government forces of President Omar al-Bashir, an indicted war criminal. The Sudan People's Liberation Army is fighting al-Bashir's forces in a decades-old civil war. Daniel and dozens of others wounded in the bombing raid traveled on foot and by donkey for several days over the arid, hilly Nuba Mountains to reach Mother of Mercy Hospital in the central Sudan village of Gidel in the province of South Kordofan.



A Sudanese boy who was a victim of a bombing raid in his village, is one of thousands of children and adults treated each year by Catena.

There, **Thomas G. Catena, MD'92**, the only physician at a simple, 350-bed stone hospital—essentially in the middle of nowhere—had to amputate both of Daniel's arms.

"It is such a waste," Catena said during an Internet interview, "that he has to live like this—with no arms. It will be a difficult life."

Catena could say the same about his own life. As a missionary

physician he is driven by his deep Christian faith to endure personal hardship and sacrifice for the sake of others. He began full-time service as a medical volunteer in Africa with U.S.-based Catholic Medical Mission Board (CMMB) in 1999 following residency in Terre Haute, Indiana and four years as a U.S. Navy flight surgeon.

After eight years in Kenya, he moved to civil war-torn Sudan in 2007 to help launch Mother of Mercy Hospital for CMMB and serve as its medical director and only physician. His staff includes two clinical officers, whose roles are similar to physician assistants, a nurse anesthetist, and a handful of nurses who are trained on the job.

"Our faith keeps us going," Catena said. "We've been reading the Gospels this week and understand that suffering is part of the journey. This is somewhat our lot in life and we understand that."

Catena and his staff live in a basic concrete building that is part of a small hospital compound that seems to have miraculously sprouted from the dry, hilly earth. They have running water from a dug well, get electricity from solar panels, and grow peanuts, corn, sesame seeds, and sweet potatoes on the nearly 12 acres that the hospital owns. Rice and beans are a staple of their diet.

The small village surrounding the hospital compound is not so much a village as a collection of mud and brick homes with thatched roofs sprinkled throughout the surrounding hills. The next closest hospital is in El Obeid, a full day's drive away, but currently unreachable because of increased fighting. Mother of Mercy is the closest trauma center for upwards of a million people in the extended region. In addition to treating war casualties, Catena and his staff provide care to throngs of refugees suffering from disease and malnutrition.

Occasionally, other physicians arrive for several weeks at a time to help with the steady influx of patients—sometimes 200 a day following a bombing raid. But visiting doctors have been a rare commodity in 2012 as fighting has steadily migrated from Darfur in the west to central Sudan. In June 2011, heavy fighting began in South Kordofan after South Sudan declared independence from Sudan. This has made traveling to and from Mother of Mercy Hospital a daunting, if not dangerous proposition.

"Many roads are closed or destroyed and people can't get here," Catena said. Food and medical supplies come from Nairobi and are driven two days to Lokichoggio, Kenya, then flown to a ref-



Catena is the only physician at the 350-bed Mother of Mercy Hospital in Central Sudan.

ugee camp in South Sudan. "One of our priests then travels one to four days to get them."

So far the closest bombs have landed about six miles away, he said.

"The bomber jets drop crude bombs and cause quite a lot of destruction. Of course, we get all of the casualties," he said. "We do the best we can and take care of as many people as we can. Unfortunately, amputations are common because of land mines, gun shots, and bombs."

The volume of patients that come through Mother of Mercy seems overwhelming given the limited staffing. Following heavy fighting in the region, the hospital can have more than 400 patients crammed inside, on cots in the hallways, with more in tents outside.

He is on call 24-hours a day for any surgeries or procedures that his staff are unable to perform.

"Where we are, the people are very gentle, kind, and generous," he said. They have endured war for 25 or 30 years. Unfortunately, this is their life, but they are strong and resilient."

The plight of the Sudanese people has rallied

.....
"Our faith keeps us going. We've been reading the Gospels this week and understand that suffering is part of the journey."

– Thomas G. Catena



celebrities like George Clooney, who visited South Kordofan in early 2012 and testified before the U.S. Congress about the "campaign of murder being orchestrated by the Sudanese government." The government is accused of trying to cleanse the region of black Africans to bolster the Arab population and to gain control of the region's copious oil deposits.

Catena has been back to the U.S. just twice in the past five years to see his parents, five brothers, and a sister. He hopes for a replacement some day, but until then, he is content knowing that he is serving God to the best of his ability.

"Duke gave me a world-class medical education with a serious and thorough approach to medicine," he said. "I realize that this wonderful gift I was given can provide a lot of service to others. I know that I am serving God by taking care of the least of His people."

For more information about Mother of Mercy Hospital, visit cmmb.org/supporting-mother-mercy-hospital

– Jim Rogalski

diet, founded by the late Walter Kempner, MD, of Duke, who was Douglas' mentor. The Sprungs have two children, **Gregory, T'09, MSIV**, and Katherine, and live in Altamonte Springs.

Betsy McCarley Billys, MD'82, owns a growing cosmetic and general dermatology practice in Visalia, Calif. She says she has "successfully dis-enrolled from all insurance companies except Medicare, and survived!" She has three college-aged children. Her oldest, Lauren, is an equestrian with her sights set on the 2016 Summer Olympics in Rio. Her son Jimmy is planning to attend medical school, and her daughter Alyssa is a freshman. She lives in Visalia.

Paul C. Browne, MD'82, A'87, has been named chief of the Section of Maternal-Fetal Medicine at the Medical College of Georgia (MCG) at Georgia Health Sciences University. Before joining MCG, he was at the University of South Carolina School of Medicine, where he directed maternal-fetal medicine in the Department of Obstetrics and Gynecology. He has also founded a private practice in Atlanta, Atlanta Maternal-Fetal Medicine, where he was the former president. Browne was recently awarded a U.S. and European patent for a new form of labor monitor involving electronic field disturbance.

Sanford E. Emery, MD'82, recently was included in the Top 28 Spine Surgeons in America list compiled by *Orthopedics This Week*, a weekly news and commentary newsletter. Emery currently is chair of the West Virginia University Department of Orthopaedics. The

list is the result of a telephone survey of thought leaders in the orthopaedics industry.



▲ **James R. Halverson, MD'82**, completed his second marathon in Ventura, Calif., in June, finishing in under five hours. In his free time, he is the choral director for Ojai Presbyterian Church. He and his wife of 31 years, Robyn, live in Ojai, Calif. They have two adult children, Jenna Armstrong and Brad Halverson.



▲ **Rosanne P. Kappa, MD'82**, and her husband of 32 years **Jeff R. Kappa, T'78, MD'81**, have lived and practiced in Kingsport, Tenn., for the past 23 years. Rosanne currently practices obstetrics and gynecology at Indian Path Medical Center, and Jeff practices general and vascular surgery. They are remodeling a small home on a nearby lake and plan to move there after selling their current home. All four of their children have left home and are pursuing their educational interests. Their oldest, Stephen, graduated from Vanderbilt University in May with a combined MD/MBA degree and will complete a residency at Vanderbilt. He also was to be married in

June. David graduated from Emory University School of Medicine in May, and he and his wife Claire will complete their residencies at Duke. Jason is currently a medical student at Emory. The Kappas' daughter Laura is a flute performance major at the University of Miami.

Jeffery S. Warren, MD'82, of Memphis, Tenn., is vice chairman of the unified school board of Memphis and Shelby County. His eldest son, Jefferson, is a Teach for America kindergarten teacher in Brooklyn, N.Y. His son Cannon attends Georgetown University. His youngest son, Sam, is 14 and participated in the Duke University Talent Identification Program (Duke TIP) this summer.

Eric B. Bass, T'78, MD'83, has been named president-elect of the Society of General Internal Medicine. He currently is a professor in the Division of General Internal Medicine at the Johns Hopkins University School of Medicine in Baltimore, Md. He also holds joint appointments at the Johns Hopkins Bloomberg School of Public Health and School of Nursing.

William G. Kaelin Jr., T'79, MD'83, has been elected to the Board of Directors of Eli Lilly Company. He is a professor in the Department of Medicine at the Dana-Farber Cancer Institute and Brigham and Women's Hospital in Boston. As a member of the board, Kaelin will serve on the science and technology committee and the finance committee. He and his wife Carolyn have two children and live in Boston.

Etta D. Pisano, MD'83, Medical University of South Carolina's (MUSC) vice president for medical affairs and dean of the College of Medicine, received the gold medal award from the American Roentgen Ray Society (ARRS) at its annual meeting in Vancouver, Canada in April. The society is the first and oldest radiology society in the United States. Pisano has been named by *Diagnostic Imaging* magazine as one of the 20 most influential people in radiology. She is a world leader in mammography. She and her husband **Jan A. Kylstra, MD'83**, have four children and live in Sullivan's Island, S.C.

Sophia M. Chung, T'81 MD'85, is entering her 23rd year of practice at Saint Louis University School of Medicine as a professor of ophthalmology and neurology. She has served on the board of directors for the American Board of Ophthalmology since January 2011 and will serve two four-year terms. She lives in St. Louis, Mo., with her husband of 21 years, John Holds, MD. They have two children, Jack, who will attend Yale University in the fall, and Audrey, 15.

Mark S. Loudon, T'80, MD'85, has been appointed assistant professor of clinical medicine in the Division of Emergency Medicine in the Department of Medicine at the University of Miami Miller School of Medicine. He and his wife Melissa have three children and live in Pompano Beach, Fla.



▲ **Roslyn B. Mannon, MD'85, HS'85-'90**, has been elected president of the American Society of Transplantation. She is director of the University of Alabama (UAB) Transplant institute and professor of medicine and surgery at the UAB School of Medicine. She is the primary investigator on several major NIH-funded clinical trial consortia in transplant. Her research focuses on causes of late kidney allograft failure. She and her husband **Peter, MD, HS'83-'89**, have two daughters and live in Birmingham.

Ann C. Miller, T'79, MD'85, recently accepted a job as vice president of global marketing at Sanofi Oncology in Cambridge, Mass., and is responsible for brand marketing, market access, and market research for the division. She is enjoying living in Cambridge.



▲ **Claire Spain-Remy, MD'85**, has been promoted to senior vice president for Multi-Care Medical Associates and

continued on page 32

CAPABLE OF BRILLIANCE



**April 19, 2013 6:30 p.m.
Durham, NC**

Celebrating the 50-year legacy of Duke African-American medical students and alumni whose faith, hard work, determination, and academic preparation have positively affected the lives of people on the Duke University campus, in the city of Durham, in North Carolina, and the world

Combining the

Blue Tie White Coat Party

DukeMed Minority Alumni Association Reunion

Duke Faculty and House Staff Minority Recruitment and Retention Committee (MRRC) Reunion

More information and details will be available Spring 2013.



MultiCare Health System in Tacoma, Wash. The system is a four-hospital integrated health system serving the South Puget Sound region of Washington. She is responsible for more than 570 employed physicians, nurse practitioners, and nurse midwives and their respective practices. She and her husband Claude have two daughters, Danielle and Dominique, and live in Lakewood, Wash.

James J. McGough, F'81, MD'86, HS'86-'89, recently received an NIH award to investigate youths with severe mood problems, and he continues ongoing work in ADHD and genetics, often in collaboration with **Jim McCracken, MD, HS'80-'84**, and **Stan Nelson, MD'86**. McGough is professor of clinical psychiatry in the Division of Child and Adolescent Psychiatry at UCLA. He and his wife Jackie recently completed building a home in Manhattan Beach, Calif. His daughter Caitlin will be a freshman at Duke this fall, and his son Daniel is a junior at Loyola High School in Los Angeles and competed this summer in the U.S. Soccer National Premier League Championship in Chicago.

Mary C. Digel, MD'87, continues to practice family medicine in the Blue Ridge Mountains of North Carolina. Her stepdaughter Rebecca recently completed an emergency room residency at Emory and is headed to Anchorage, Alaska to work at the Alaska Native American Center, the only Level II trauma center in Alaska. Her daughter Anna is a student at High Point University studying marketing and communications. Digel

and her husband Richard J. Wurster live in Sparta, N.C.

Lynne M. Whyte, MD'87, lives in Lafayette, Calif., and her son Ryan recently graduated from the University of Oregon. Her daughter Courtney attends the University of Notre Dame and is a member of the swimming and diving team.

1990s

Phillip M. Boiselle, MD'90, recently was appointed associate dean for Academic and Clinical Affairs at Harvard Medical School, where he also is professor of radiology. He and his wife Ellen live in Boston.

Hiranya A. Rajasinghe, MD'92, has been named president of the South Florida Society for Vascular Surgery. He also is serving as treasurer for the Florida Vascular Society. He practices vascular/endovascular surgery with The Vascular Group of Naples, Fla., where he lives.

Andrew J. Fisher, MD'92, HS'96-'97, is a partner in Radiology Imaging Associates, a 65-physician radiology group in Colorado. He is president of the medical staff at Sky Ridge Medical Center in Lone Tree, Colo. He is serving his fourth year an American Board of Radiology examiner. He and his wife Tanya Atagi, MD, have three daughters and live in Englewood, Colo.

Jamy D. Ard, MD'97, HS'97-'01, has been named associate professor of internal medicine and public health sciences, and medical director of the Weight Management Center at The Wake Forest Baptist Medical Center. Ard moved to Wake Forest Baptist from the University of Alabama, where

he was a clinical researcher on obesity and one of the developers of a successful weight loss program.

David E. McCarty, MD'97, an assistant professor in the Department of Neurology and associate director of the fellowship in sleep medicine at the Louisiana State University Health Sciences Center in Shreveport, La., says he's currently researching the relationship between vitamin D deficiency and sleep disorders. He continues to play music with friends on his front porch and in May ran his fourth marathon. He and his wife Emma—also a medical doctor—have two daughters and live in Shreveport.

Timothy P. Lahey, MD'98, is an HIV doctor at Dartmouth-Hitchcock Medical Center and an associate professor at the Geisel School of Medicine at Dartmouth. He recently won a few teaching awards and helped lead the redesign of the medical school curriculum at Dartmouth. He has studied HIV/TB immunology in Tanzania and immune defenses against HIV transmission. He and his wife Jessica have two sons, Benjamin, 13, and Finnegan, 8. The family lives in Lyme, N.H., with two rabbits, one Chihuahua, and a "whole bunch of chickens."



▲ **Dan "Trey" Blazer III, T'92, F'94, MD'99**, and his wife **Christy Garth**, recently welcomed their first child, **Callie**. Blazer is an assistant professor of surgery at Duke. The family lives in Durham.

2000s

Peter M. Grossi, MD'02, HS'02-'08, and **Jane V. Trinh, MD'02, HS'02-'06**, welcomed a new daughter, **Alexandra Trinh Grossi**, on Nov. 3, 2011. Alexandra joins older sister, **Isabella Grossi**.

Sonali P. Kulkarni, T'00, MD'04, was recently appointed HIV medical director at the Division of HIV and STD Programs at the Los Angeles County Department of Public Health and is enjoying the balance of public health administration, health services research, and patient care. She is also finally feeling settled in Los Angeles and able to spend quality time with her husband **Kapil**, their 2-year-old son **Akash**, and their dog **Zoey**.

Neil S. Ghodadra, T'01, MD'05, is practicing orthopaedic surgery with the Southern California Orthopaedic Institute in Van Nuys. He also is an on-air medical consultant with the NFL Network and has given his insights on such topics as the likely future success of Denver Broncos'

quarterback **Peyton Manning**, who joined the team following neck surgery.



▲ **Alison E. Niebanck, T'01, MD'05**, and her husband **Robin Ray, MD'05**, recently welcomed their first child **Zoey Katherine Ray**. The family lives in Savannah, Ga.



▲ **Andrew P. Coleman, MHS'10, MD'11**, is engaged to **Kristen K. Connor, PA'08**. They both currently are working in emergency medicine at the University of Colorado Hospital in Aurora, Colo., and have an interest in international health. They are pictured with nursing students at a nursing school in Leogane, Haiti, where they started a project to teach EKG and provide radiology training and disaster preparedness. They live in Denver.

1970

Bruce D. Romig, T'67, MD, HS'71-'75, has retired from private practice in Puyallup, Wash., after 35 years. When he first arrived in Puyallup in 1977, he was the only OB-GYN in the city. Before he retired, he was one of four OB-GYNs in Puyallup. He says he has delivered nearly 6,000 babies, including two sets of triplets.

1980s

Walter L. Larimore, MD, HS'78-'81, will have three books published this year. Two are novels that take place in 1925 and 1926 in the wilderness area of western North Carolina, which now is contained in the Great Smoky Mountains National Park. The first, *Hazel*, is currently available, and its sequel, *Sugar Fork*, is scheduled to be released in October. His book for boys going through puberty and their parents, *The Ultimate Guys' Body Book: Not-So-Stupid Questions about Your Body*, was also published recently.



▲ **Gregory P. Fontana, MD, HS'84-'93**, has been appointed chair of the Department of Cardiothoracic Surgery at Lenox Hill Hospital

in New York City. Prior to this appointment, Fontana worked as a cardiac surgeon at Cedars Sinai Medical Center Heart Institute and was a clinical professor of surgery at the University of California in Los Angeles. He currently is national principal investigator of the Transcatheter Portico Valve Clinical Trials. He is a founding member of the International Society for Minimally Invasive Cardiac Surgery. He and his wife Jeanne have three children.

1990s

David C. Steffens, MD, HS'88-'92, has been appointed professor and chairman of the Department of Psychiatry at the University of Connecticut Health Center, effective July 1. He spent more than 20 years at Duke, where he served as professor of psychiatry, vice chair for education, and head of the Division of Geriatric Psychiatry in the Department of Psychiatry and Behavioral Sciences. He is president-elect of the American Association for Geriatric Psychiatry.



▲ **J. Michael Kilby, MD, HS'90-'93**, has been a professor of medicine and microbiology/immunology and chief of the infectious diseases division

at Medical University of South Carolina (MUSC) since 2008. His career has focused on translational research related to retroviral pathogenesis and treatment and the clinical management of HIV/AIDS. He is principal investigator of the \$1.5 million Trident Coalition HRSA Ryan White Part D grant based at MUSC.

Philip M. Dulberger, MD, HS'91-'94, has been appointed chief executive officer at Indiana University Health Quality Partners in Indianapolis. He previously was chief medical officer at Indiana University Health Saxony Hospital in Fishers, Indiana. He earned a medical degree from the Indiana University School of Medicine. He and his wife Carolyn have a daughter, Lauren, and live in Fishers.



▲ **Wenshi Gao, MD, HS'99**, is proud to report that his son Denny graduated from Columbus Academy recently and plans to attend Washington University in St. Louis, where he will major in biology.

2000s

Lisa Pickett, MD, HS'94-'01, was named one of the Triangle's "Top 10 Women in Medicine," and was profiled in the May issue of *Triangle Medical News*. A Harvard Medical School graduate, Pickett is a general surgeon at Durham Regional Hospital. She has served in many leadership

roles during the past 10 years, including chief medical officer. She was selected by a five-member committee composed of health care professionals throughout North Carolina. She lives in Durham.



▲ **Jennifer L. Taylor-Cousar, MD, HS'98-'02**, is involved with the care of Mias, a male orangutan at The Denver Zoo, who is suffering from a cystic fibrosis-type of respiratory illness. Taylor-Cousar, the associate director of the Adult Cystic Fibrosis Program at National Jewish Health in Denver, has been using a nebulizer to open Mias' airways and deliver antibiotics. The zoo has been struggling to treat Mias' condition since he arrived in 1997, and Taylor-Cousar's involvement has helped his condition improve dramatically.

Christine M. Hale, MD, HS'03, B'05, has been appointed to the Board of Advisors of AcuteCare Telemedicine (ACT) in Atlanta. ACT is a limited liability corporation advancing the opportunity for health care institutions to gain access to highly respected, expert neurologists and telemedicine technologies. She currently is an associate principal with McKinsey and

Company, a global management consulting firm based in Atlanta. She earned a medical degree at Johns Hopkins and completed a pediatric residency at Duke. She and her husband Michael live in Mableton, Ga.

Christian B. Ramers, MD, HS'03-'07, of Seattle, Wash., completed a fellowship in adult infectious diseases at the University of Washington and stayed on as a faculty member in the departments of medicine and global health. He has served as an expert clinical advisor to the HIV-related training programs in Mozambique, Ethiopia, and Angola. He sees patients at the Madison Clinic, the largest HIV clinic in the Pacific Northwest, and is the associate director for Madison's satellite clinic program. Ramers also is medical director for the Northwest AIDS Education and Training Center's Project ECHO (nwaetcecho.org), an innovative telehealth program that provides distance learning and clinical case consultation throughout a five-state area.

Full obituaries can be found on the Medical Alumni Association web site at medalum.duke.edu. Please click on the magazine cover, then click on obituaries.

William L. Basuk, MD'86, died April 30, 2012, at his home in San Diego, Calif. He was 51. Dr. Basuk had practiced ophthalmology as a corneal specialist in San Diego since 1993. He also practiced at Palomar Hospital in Escondido, Calif.; Pomerado Hospital in Poway; and Scripps Memorial Hospital, in La Jolla, Calif., where he served as chief of ophthalmology. In 2003, he was appointed assistant clinical professor of ophthalmology at the University of California, San Diego, School of Medicine. He was the sitting president of the San Diego Eye Bank.

John P. Boineau, MD'59, died November 7, 2011, at Barnes-Jewish Hospital in St. Louis, Mo., after a long battle with leukemia. He was 78. Dr. Boineau was a pioneer in surgical treatment of Wolf-Parkinson-White syndrome and atrial fibrillation. He joined the Washington University School of Medicine faculty in 1984 as a professor of surgery and medicine and co-director of the Cardiothoracic Surgery Research laboratories. He also was director of the Department of Medicine's Pacemaker Center and Outpatient Pacemaker Services and medical director of cardiac rehabilitation at the Heart Care Institute at Barnes-Jewish West County Hospital.

William J. Bicknell, MD'63, of Marshfield, Mass., died June 5, 2012. He was 75. Dr. Bicknell was the founder and chair *emeritus* of the Department of International Health at the Boston University School of Public Health and held a dual appointment as a professor and director of international health programs in the Department of Family Medicine at the BU School of Medicine. During a career that spanned five decades, he held posts that included serving as the first medical director of the U.S. Job Corps, Massachusetts Commissioner of Public Health, and acting director of the Neighborhood Health Center Program for the U.S. Office of Economic Opportunity.

Jacob T. Bradsher Jr., MD'44, of Knoxville, Tenn., died February 22, 2012. He was 92. Dr. Bradsher served in the U.S. Navy Medical Corps as a lieutenant (junior grade) stateside and in the South Pacific from 1945-1946 and at Portsmouth Naval Hospital in Virginia in 1952. He

went on to practice thoracic surgery in Knoxville from 1953-1992. His medical career also included serving as president of the Knoxville Academy of Medicine and vice president of the Tennessee Medical Association. He was a Diplomate of the American Board of Surgery and a Fellow of the American College of Surgeons.

R. Edward Coleman, MD, former Duke faculty member and world-renowned expert in nuclear medicine, died June 25, 2012. He was 69. In 1979, Dr. Coleman was appointed professor of radiology at Duke and subsequently was appointed vice chair of the Department of Radiology. Early on, while completing a fellowship at Mallinckrodt Institute of Radiology, he participated in the performance of the first human Positron Emission Tomography (PET) studies. PET technology became the focus of his career, as Dr. Coleman was a founder and the first president of the Institute of Clinical PET and president of the Academy of Molecular Imaging. He brought PET and MRI technology to Duke and worked to bring the technology throughout the United States and the world.

George Cooper IV, MD, HS'73-'75, died at his home in Charleston, S.C., on April 28, 2012, after a nine-year struggle with cancer. He was 69. Dr. Cooper, director of the Gazes Cardiac Research Institute at the Medical University of South Carolina (MUSC) and chief of cardiology at the Veterans Administration Medical Center in Charleston, was an internationally recognized expert in heart physiology and a leader in research into the causes of heart failure. Before joining MUSC in 1985, he held positions at the University of Iowa and Temple University, where he was the director of basic cardiovascular research.

Laurie L. Dozier Jr., MD'56, of Tallahassee, Fla., died March 6, 2012. He was 85. In the early 1960s, Dr. Dozier shared medical offices with his father and younger brother, both doctors. Medicine continued to be the family business for the Doziers, with his daughter becoming a nurse and his son a periodontist. Outside of medicine, Dr. Dozier was a major investor and chairman of the board for GTO, a company that manufactures automatic gate openers.

Michael E. Faulstich, MD'92, PhD, died April 21, 2012, at Roper St. Francis Hospital in Charleston, S.C., after a brief battle with cancer. He was 53. Dr. Faulstich had practiced radiology at Clarendon Memorial Hospital and Williamsburg Regional Hospital in South Carolina since 1996.

Norman A. Fox, MD'55, of Bozeman, Mont., died March 27, 2012. He was 83. Dr. Fox spent the early part of his career practicing in his hometown of Greensboro, N.C. In 1970, he went on to the Mammoth Clinic in Yellowstone National Park, where he practiced for four years before joining Medical Associates in Bozeman. After 35 years of medical practice, he worked with Indian Health Services on the Rocky Boy Indian Reservation for two years.

William R. Hudson, MD, professor *emeritus*, died July 4, 2012, at his home in Durham. He was 87. Dr. Hudson served in the 88th Infantry Division in Italy and received the Bronze Star and Purple Heart. In 1961, he was appointed to the faculty of the Division of Otolaryngology in Duke's Department of Surgery. He retired from Duke in 1995 after 30 years as chairman of otolaryngology-head and neck surgery. He was active in otolaryngology-head and neck surgery at the national level, serving as president of the American Broncho-Esophagological Association, the Triological Society, and the American Laryngological Association.

Philip T. Howerton, MD'58, HS'63-'68, died April 1, 2012, at Grace Hospital in Morganton, N.C. He was 78. Dr. Howerton was a captain in the U.S. Air Force Medical Corps from 1956-1963. He moved to Morganton in 1966 to join the staff of Grace Hospital, where he held positions that included radiological director, president of the medical staff, and member of the board of trustees. He was named a Fellow of the American College of Radiology in 1986. Dr. Howerton was one of the founders of Blue Ridge Radiology Associates, where he remained until his retirement in 2003.

Benno Janssen Jr., MD, HS'57-'59, died at his home in West Palm Beach, Fla., on March 14, 2012. He was 89. From 1944-1946, he served as an officer in the

U.S. Navy aboard the *USS Missouri* and was present at the signing of the end of World War II on September 2, 1945, standing only feet away from General Douglas MacArthur. In 1959, he moved to West Palm Beach, where he practiced as a gastroenterologist and internal medicine specialist at Good Samaritan and St. Mary's Hospitals. He was a volunteer physician for Palm Beach County beginning in 1995, at the Caridad Health Clinic for Migrants from 1999-2003, and at the Samaritan Clinic beginning in 2002.

Gregory S. Liptak, MD'71, MPH, of Retsof, N.Y., died March 4, 2012, of an aggressive form of cancer. He was 65. Dr. Liptak was a neurodevelopmental pediatrician at the University of Rochester and Strong Memorial Hospital for 27 years. He was appointed to a named professorship at Upstate Golisano Children's Hospital in Syracuse, where he also served as chief of the Division of Developmental Pediatrics. He was best known for his care of children with spina bifida, cerebral palsy, and autism.

Addison G. Mangum, MD, HS'62-'65, died April 9, 2012, at Stanly Regional Medical Center in Albemarle, N.C. He was 78. Dr. Mangum was a radiologist at Stanly Memorial Hospital and a veteran of the U.S. Air Force.

Virginia S. Mangum, MD'56, HS'56-'57, of Goldsboro, N.C., died February 23, 2012. She was 92. Before medical school, Dr. Mangum served as a volunteer with the American Red Cross in Germany from 1944-1945 and then taught biology, chemistry, and physiology at Sullins Junior College in Bristol, Va. Later she and her husband opened a pediatric practice in Hamlet, N.C. In 1959, they relocated to Goldsboro, and Dr. Mangum became a staff pediatrician at O'Berry Center. She opened a medical practice in 1971 and served the Goldsboro community until her retirement in 2010.

Alan H. Meyer, T'65, MD'69, of Sacramento, Calif., died suddenly on May 5, 2012. He was 68. Dr. Meyer worked for Kaiser Sacramento in the departments of internal medicine and gastroenterology for 30 years. He retired in 2003.

Berry B. Monroe, MD'48, of Florence, S.C., died March 15, 2012, at McLeod Regional Medical Center. He was 86. Dr. Monroe served in the U.S. Marine Corps as a medic from 1946-1952 during the Korean War and was awarded the Bronze Star for his service. In 1957, he opened a practice in Florence and retired from private practice in 1997. He served as chief of pediatrics at McLeod Regional Medical Center. He continued to practice, volunteering at Mercy Medicine Clinic for many years.

William H. Muller Jr., MD'43, died April 19, 2012, in Irvington, Va. He was 92. Dr. Muller was one of the first faculty members at the medical school at the University of California, Los Angeles. In 1954, he was appointed Stephen H. Watts Professor and chairman of the Department of Surgery at the University of Virginia School of Medicine, a position he held for 27 years. He also served as vice president for health affairs and director of the medical center. He initiated the development of the Health Services Foundation and chaired the planning committee for a new university hospital, which was dedicated in 1989. He retired from the university in 1990. Dr. Muller served on the Board of Trustees of Duke University and its executive committee for 13 years.

Bruce Newell, T'49, MD'56, died February 19, 2012, at his home in Lake Wales, Fla., of natural causes due to dementia. He was 84. In 1959, Dr. Newell entered general practice in Lake Wales. He served as medical director at the former Lake Wales Extended Care Facility and was medical director of the former Dove Healthcare (now Grace Healthcare) until his retirement in 1999. He was a member of the American Medical Association, the Southern Medical Association, and the Polk County Medical Society.

Edwin C. Pound Jr., MD, HS'62, of Atlanta, Ga., died February 24, 2012. He was 83. Dr. Pound spent his entire career in the practice of plastic and reconstructive surgery. He started his own practice in Atlanta in 1961. At the time, he was one of only seven plastic surgeons in the Southeast. With several doctors, he established the first outpatient surgery center in Georgia. He also was a pioneer in a number of

plastic surgery procedures and was a leader in the development of the trans-umbilical breast augmentation (TUBA) procedure.

William W. Pryor, MD'47, HS'47-'55, of Pawleys Island, S.C., died March 24, 2012. He was 87. Dr. Pryor began practicing internal medicine and cardiology in Greenville, S.C., in 1955, becoming the first cardiologist to establish practice in the city. In 1971, he was appointed director of internal medicine for the Greenville Hospital System (GHS). He was the first director of the internal medicine training program. After retiring from his position as vice president of medical education at GHS, he continued to work there as a consultant.

Anne E. Sagberg, MD, HS'53-'56, of Asheville, N.C., died June 2, 2012, at the Western North Carolina Baptist Home. She was 93. A native of Norway, Dr. Sagberg relocated to Durham to further her studies in psychiatry. After her training, she accepted a position at Highland Hospital in Asheville, where she remained until retirement.

Sigurd C. Sandzen Jr., MD, HS'61-'64, of Vero Beach, Fla., died July 11, 2012, while traveling in Alberta, Canada. He was 79. Dr. Sandzen served as commander in the U.S. Navy from 1967-1969. During the Vietnam War, he developed many surgical reconstructive procedures that enabled hundreds of servicemen to regain partial or complete use of their upper extremities. His academic positions included serving as chief of surgery at Medical Arts Hospital in Dallas, Texas, and director of hand surgery in the Division of Orthopedic Surgery at Parkland Hospital. He also practiced medicine in Abington, Pa., Shreveport, La., and Sacramento, Calif.

Noel A. Schweig, MD'56, died June 1, 2012, at his home in Nellysford, Va. He was 82. Dr. Schweig was a psychiatrist and psychoanalyst. His career included serving on the faculty at Washington Psychoanalytic Institute and as an associate professor of psychiatry at the George Washington University School of Medicine in Washington, D.C. For more than five decades, he practiced psychiatry and

psychotherapy, remaining committed to a psychoanalytic orientation even as the psychiatric profession turned increasingly to psychopharmacology.

James K. Sexton, MD, HS'66-'70, of Asheville, N.C., died May 30, 2012, at John F. Keever Solace Center. He was 78. Dr. Sexton began his medical career in Dunbar, W.Va. He later joined the staff of Charleston Area Medical Center in West Virginia, where he served a term as chief of staff. An interventional radiologist, he was a partner in Associated Radiologists Inc. of Charleston. He was a member of the West Virginia Air National Guard for 26 years. Following retirement, he moved to Asheville in 1997.

Jack L. Teasley, MD'47, HS'47-'49, of Williamsburg, Va., died May 26, 2012. He was 88. Dr. Teasley served in the U.S. Navy Medical Corps with the First Marine Division on board the *USS Consolation* and at Naval Hospital Yokosuka during the Korean War. Following his medical experience in Korea, he became a plastic surgeon and spent most of his medical career training other surgeons.

Ruth Vingiglio, WC'45, MD'48, HS'51-'52, of Monroe, La., died June 22, 2012. She

was 88. From 1950-1968, Dr. Vingiglio maintained a private pediatric practice in Blacksburg, Va., where she was the only pediatrician who made house calls. She then moved to Monroe and practiced at E.A. Conway Memorial Hospital and later was named medical director of Region 8 of the Louisiana State Health Department. She retired in 1986.

Robert E. Whalen, MD, HS'56-'61, died April 25, 2012, at his home in Wake Forest, N.C., after an extended illness. He was 81. Dr. Whalen worked at Duke University Medical Center as a clinical cardiologist from 1961-1992 and served as director of the medical center from 1968-1971 and director of the cardiovascular disease service from 1976-1992. He became a professor of medicine in 1974. He also served as chief of internal medicine from 1982-1986. In 1987, he received the Distinguished Teacher Award for his contributions in training future physicians. In 2000, he was named a professor *emeritus* of Duke University.

George D. Wilbanks Jr., T'53, MD'56, died June 3, 2012, in Durham following a brief illness. He was 81. In 1965, Dr. Wilbanks joined Duke's faculty as an assistant professor to establish its gynecologic

pathology program. From 1970-1996, he was the John M. Simpson Professor and chair of obstetrics and gynecology at Rush Medical College and Rush-Presbyterian-St. Luke's Medical Center in Chicago, Ill. He founded the second *in vitro* fertilization program in the United States in 1982 and was internationally recognized for his research and surgical specialization in cervical cancer, including early work identifying the human papillomavirus and its relation to cervical cancer.

George A. Zirkle Jr., MD, HS'49-'50, died March 20, 2012, at his Knoxville, Tenn., home. He was 92. Dr. Zirkle served in World War II in the Philippines as a captain in the U.S. Army Medical Corps from 1946-1948. He later moved to Knoxville, where he practiced at Pediatric Clinic, PC, and established the intensive care nursery at the University of Tennessee Hospital. In 1988, he joined the Knox County Health Department, where he remained until his retirement in 1998. His career also included serving as chief of staff of East Tennessee Baptist Hospital and pediatric consultant to the American Academy Head Start Program.



Early Grad Student Leaves Scholarship Legacy

Ursula Ingrid Heine, PhD, left an estate gift of \$1 million to create a scholarship fund for Duke University School of Medicine. Named for her parents and herself—the Georg Gustav, Frida Alice, and Ursula Ingrid Heine Scholarship Fund.

Dr. Heine was born in Germany and was the first foreign woman to get her PhD in biology at Duke. During her time at Duke she had an opportunity to interact with Dean Wilburt C. Davison—an experience that stayed with her throughout her life and ultimately inspired her to create the scholarship endowment.

Ursula was born on February 19, 1926 and passed away on May 15, 2011. She was a resident of Silver Spring, Maryland.

DAVISON CLUB

“We can make a difference right now.”

Carlos A. Bagley, T'96, MD'00, is the first doctor in his family and the first to get a college degree. After completing residency training at Johns Hopkins Hospital he returned to Duke and today is neurosurgery director of the Duke Spine Center. He says he would never have realized his dreams if not for the financial aid and scholarships he received. That's why Bagley is enthusiastic about giving

to the Davison Club each year. Though it's still early in his medical career, he recognizes that alumni support, no matter how great or how small, benefits the next generation of Duke Doctors.

“Younger alumni sometimes feel like they have to wait to get involved, but that's a lot of lost time,” he says. “We can make a difference right now.”

The Davison Club provides unrestricted support for medical education at Duke. Your gift of \$1,000 (\$500 for young alumni classes of 2002-2012, or \$1,500 for family membership) qualifies you for membership in The Davison Club.

Make your gift online at medalum.duke.edu or mail to:

Duke Medical Annual Fund
512 S. Mangum Street, Suite 400
Durham, North Carolina 27701-3973
919.385.3100





DukeMedicine

Duke Medical Alumni Association
Duke University Medical Center
512 S. Mangum Street, Suite 400
Durham, North Carolina 27701-3973

Non-Profit Org.
US Postage
PAID
Durham, NC
Permit No. 60

1572225

Learning Center named to honor Mary Duke Biddle Trent Semans



The new learning center for the School of Medicine, slated for completion in November, has been named the Mary Duke Biddle Trent Semans Center for Health Education in honor of the late philanthropist, who had a lifelong commitment to Duke University and Duke Medicine.

“Mary Semans’ unwavering support for the school’s missions of research, education, and patient care was always a source of inspiration to our faculty and students,” says Dean Nancy C. Andrews, MD, PhD.

Semans, who died on January 25, 2012 at the age of 91, had deep roots with the University. Her grandfather, Benjamin Newton Duke, his brother, James B. Duke, and their father, Washington Duke, were the chief benefactors of Trinity College, which later became Duke University. In 1924, James B. Duke established The Duke Endowment, one of the largest private foundations in the country. Semans was a trustee of The Duke Endowment for 55 years and served as its first female chairman from 1982-2001.

“Mother loved Duke Hospital and the Duke Medical Center, and we are so pleased that her memory will be kept alive for the future medical students and leaders who will pass through these halls,” said Mary Jones, Mrs. Semans’ daughter.

The new facility was initially funded with \$35 million from The Duke Endowment. Alumni and friends continue to contribute towards the building campaign goal of \$50 million.

Classes will begin in the new building in January 2013.