

Fusing the Old and New: Integrating the Library's History of Medicine Program into the Revised Curriculum

Duke Medical Center Library & Archives

Patricia L. Thibodeau, AHIP, FMLA;


Rick A. Peterson, AHIP; Suzanne Porter, AHIP

History of Medicine Collections





American medicine
Western European medicine
Pediatrics
Radiology
Materia Medica
Anesthesia
Obstetrics and gynecology
Anatomical manikins
Incunabula



Trent Center for Bioethics, Humanities & History of Medicine

Professors and Fellows

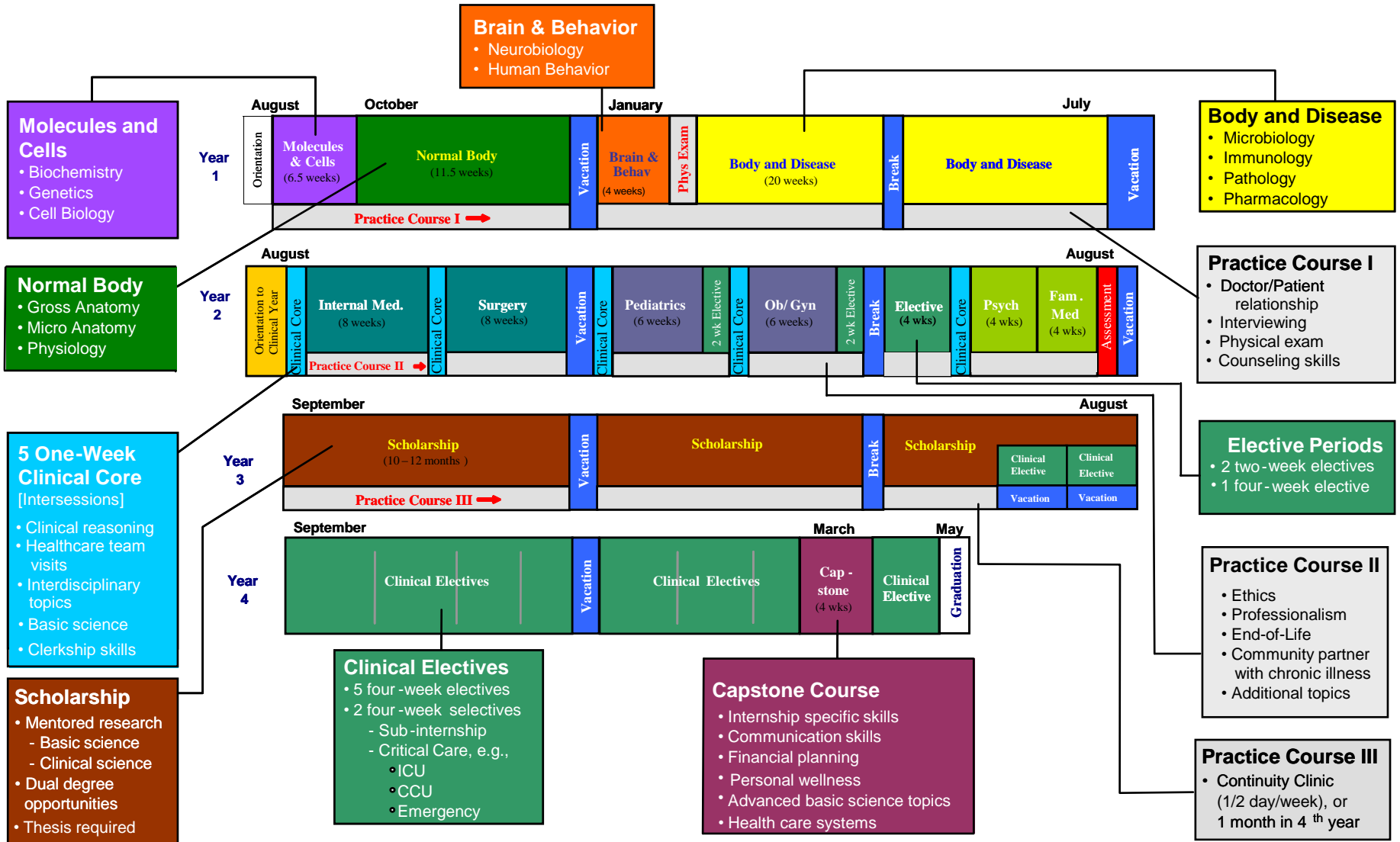
Medical school research
experience

Dual degree program – Masters,
PhD





THE DUKE CURRICULUM: FOUNDATION FOR EXCELLENCE





History Champion Leadership

**Edward C.
Halperin, MD**





Anatomical Texts



Galen. Galeni librorum pars... 1525

Dryander. Anatomiae... 1537

Vesalius. De humani corporis fabrica libri septem. 1543

Bidloo. Anatomia humani corporis. 1685

Albinus. Tabulae ossium humanorum. 1753

Hunter, William. Anatomia uteri humani gravidi. 1774



Finding Class Time

Funding for integration of lectures

- ☞ Orientation 1st year
- ☞ Clinical core 2nd year
- ☞ Capstone 4th year

Course management software

- ☞ Blackboard
- ☞ BlueDocs





Lessons Learned

Pre-select materials, be proactive

Educate faculty about:

- ☞ **Course management software**
- ☞ **Library support**

Maintain on-going communications

- ☞ **Don't give up on the faculty**

Be prepared for changes



Other Initiatives

Reading list

Medical Student interest group

Haas scholarships

Haas essay prizes



Trent Lecture Series



Premature babies on display in American world fairs

The poor, the Black, the marginalized as the source of cadavers



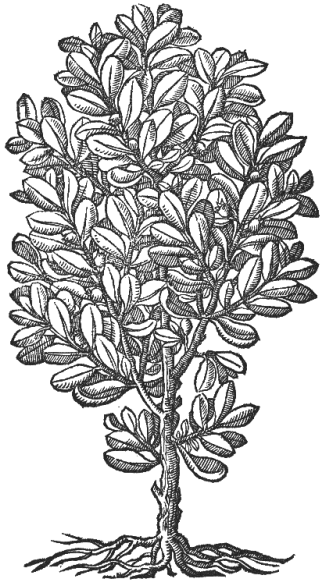
Art of early medical illustrators (student lecture)

Origin and history of the handshake

Clones, chimeras and other creatures of the biotech revolution: towards a genomic mythology

The health of Black soldiers in the American civil war

Rewards/Challenges



Visibility

Encouraging new scholars

Closer relationship with faculty

Integration into curriculum planning



Maintaining steady communications

Being proactive

Stepping out of comfort zone

Questions?





Anatomical manikin. Germany, France, and Italy 17th-18th century. Carved ivory, wood, cloth, leather, metal and glass.

The Four Seasons. Germany or Flanders, mid-17th century. Copperplate engravings with flaps mounted on pasteboard. Spring, Summer.

S. Vanitas Skeleton Tomb Scene. Origin unknown, c. 1650. Carved ivory base relief.

Mansur ibn Ilyas. Anatomy of the human body. 17th century copy of a late 14th century manuscript.

The Four Seasons... Fall, Winter.

Edward Hamilton, English, 1812-1899. The Flora Homoeopathica. Sarsaparilla. Colored lithograph by Charlotte C. Sowerby.

Apothecary box. Burma. 19th century.

John Gerarde. The Herball. Buxus, Buxaceae. Woodcut, 1636.